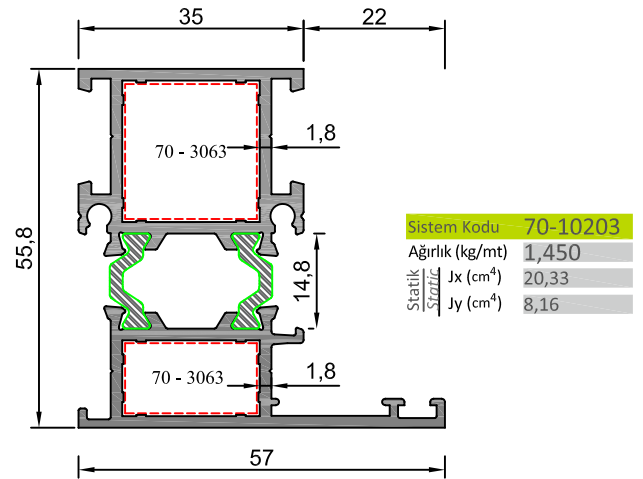
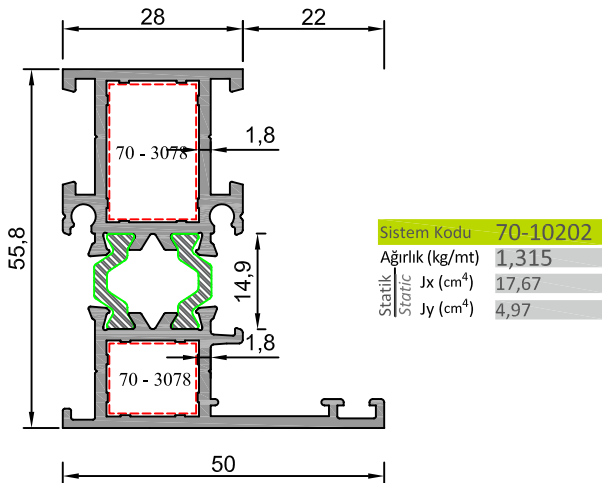
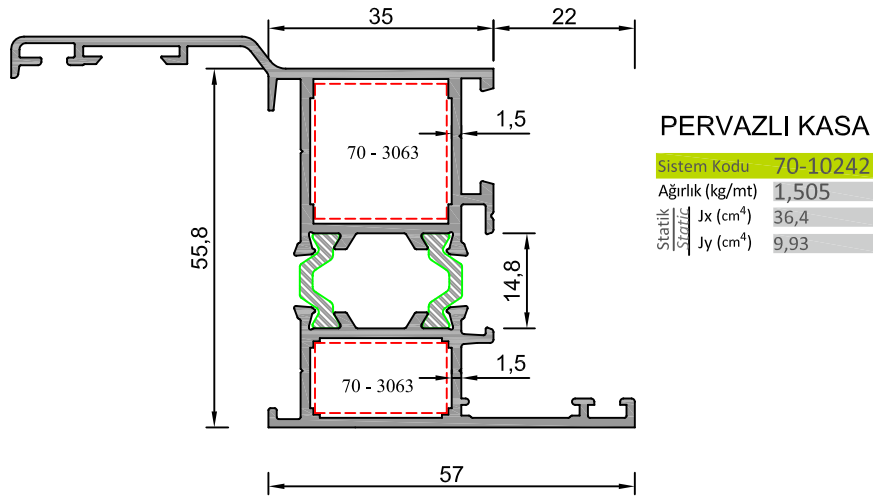
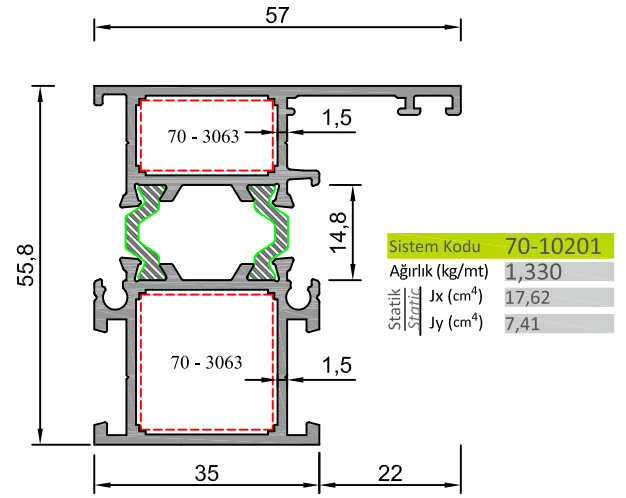
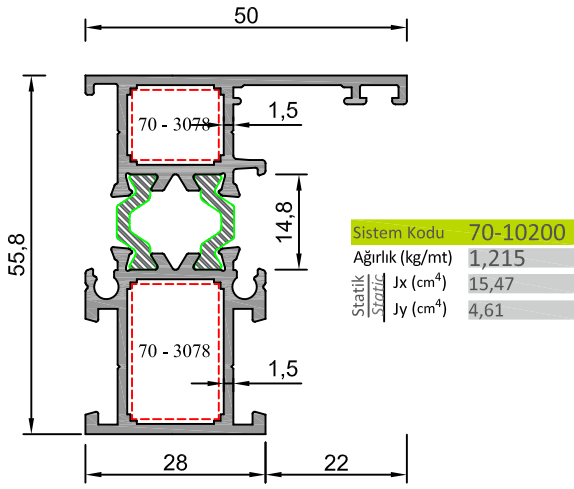
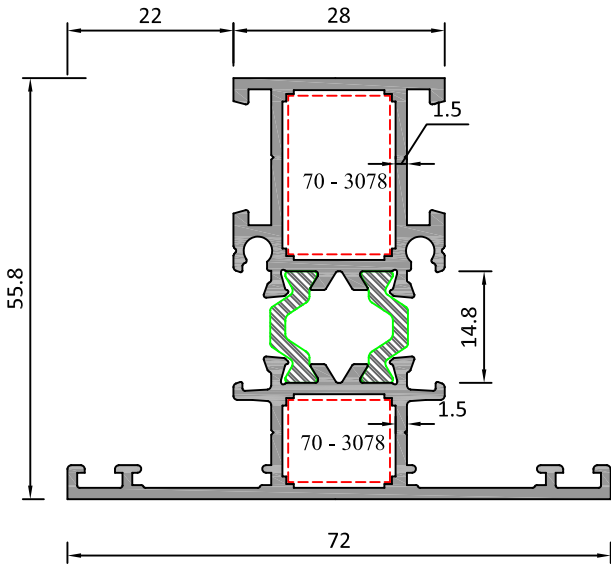


AS-56 ISI YALITIMLI KAPI VE PENCERE SİSTEMİ
AS-56 INSULATION DOOR & WINDOW SYSTEMS



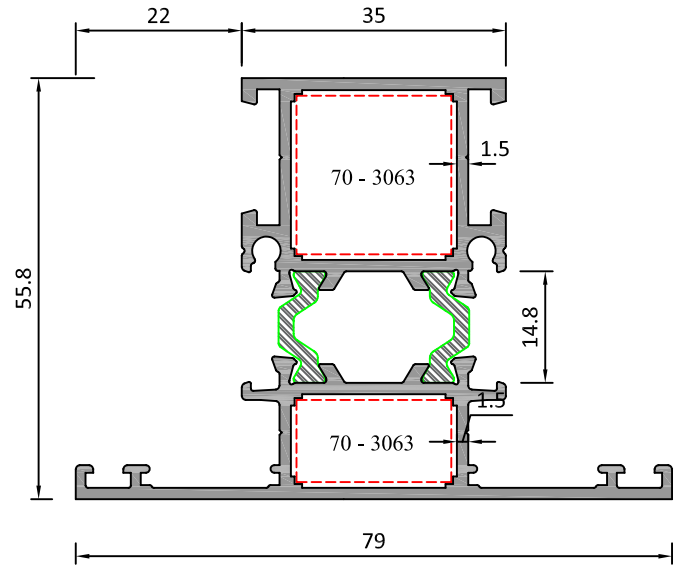


Sistem Kodu **70-10215**

Ağırlık (kg/mt) **1,360**

Statik Jx (cm⁴) **16,97**

Statik Jy (cm⁴) **9,21**

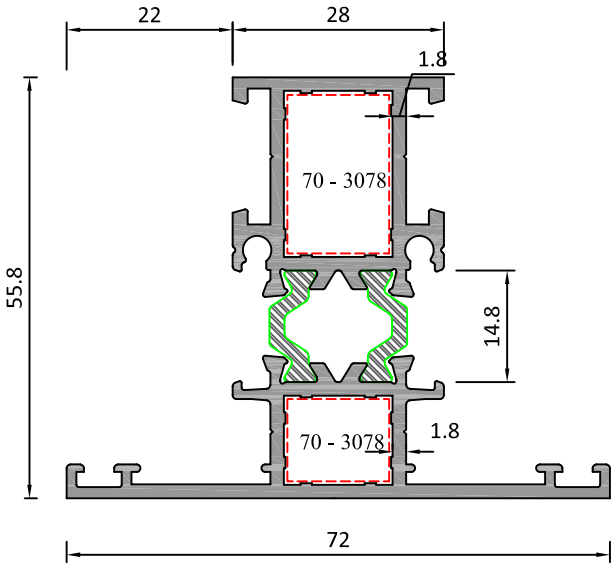


Sistem Kodu **70-10216**

Ağırlık (kg/mt) **1,475**

Statik Jx (cm⁴) **18,78**

Statik Jy (cm⁴) **13,41**

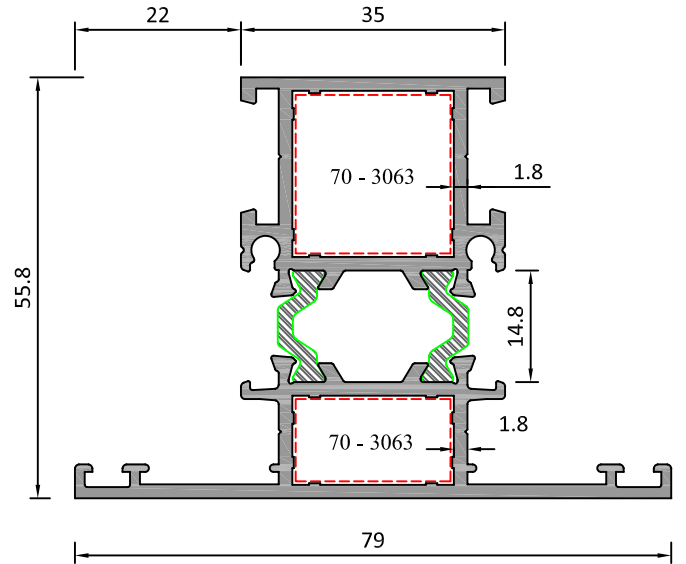


Sistem Kodu **70-10217**

Ağırlık (kg/mt) **1,475**

Statik Jx (cm⁴) **19,48**

Statik Jy (cm⁴) **9,77**

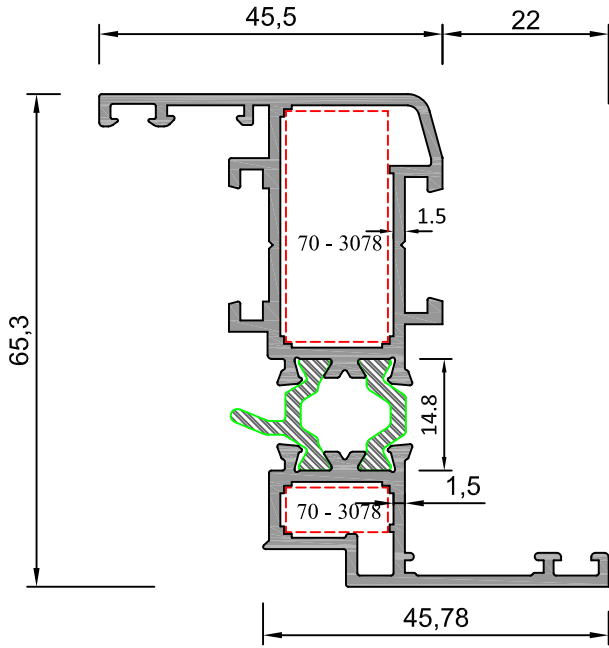


Sistem Kodu **70-10218**

Ağırlık (kg/mt) **1,610**

Statik Jx (cm⁴) **21,84**

Statik Jy (cm⁴) **14,40**

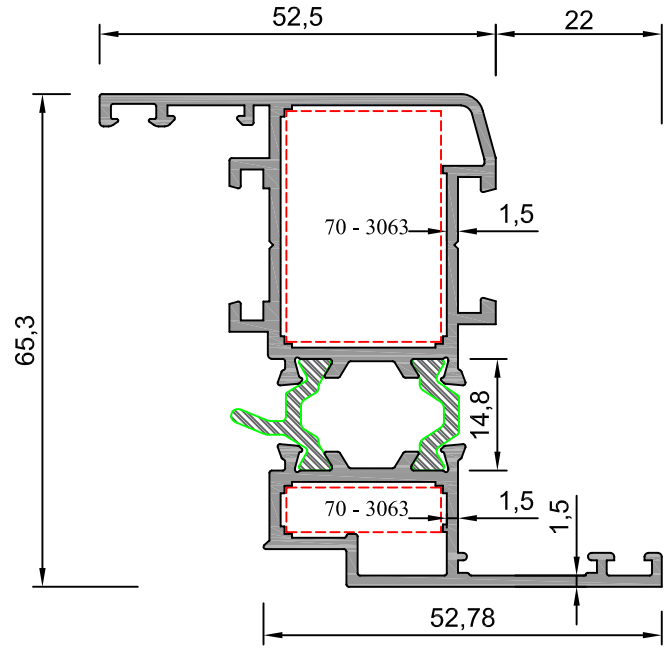


Sistem Kodu **70-10204**

Ağırlık (kg/mt) **1,365**

Statik Jx (cm⁴) **26,58**

Statik Jy (cm⁴) **5,12**

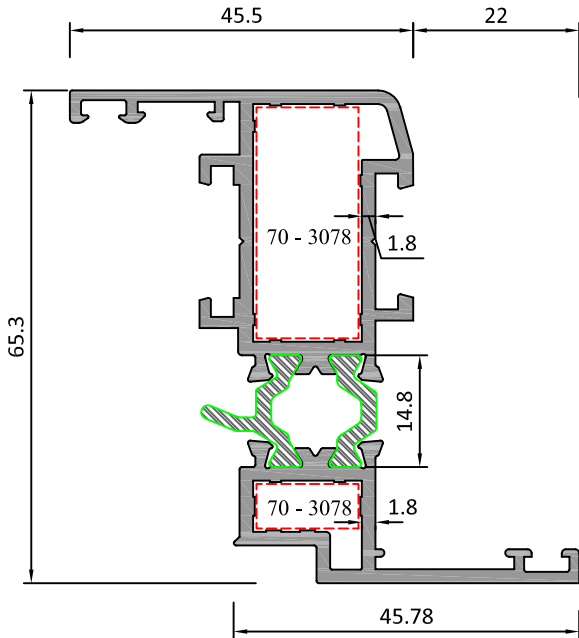


Sistem Kodu **70-10205**

Ağırlık (kg/mt) **1,490**

Statik Jx (cm⁴) **30,43**

Statik Jy (cm⁴) **8,07**

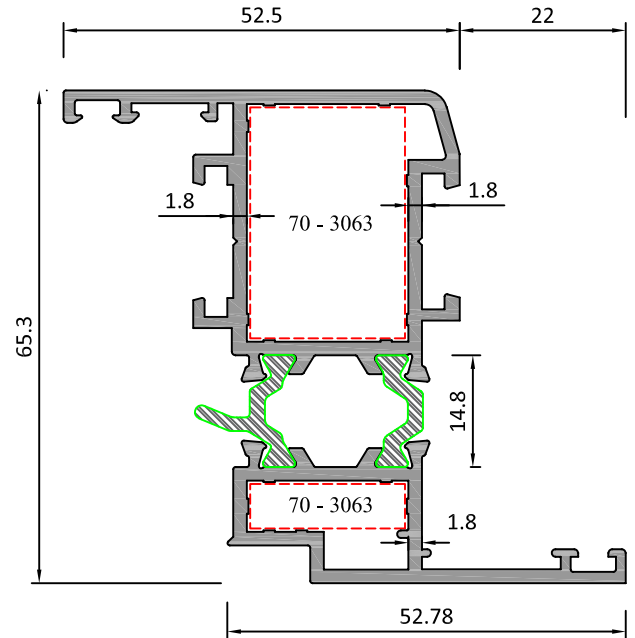


Sistem Kodu **70-10206**

Ağırlık (kg/mt) **1,500**

Statik Jx (cm⁴) **29,74**

Statik Jy (cm⁴) **5,76**

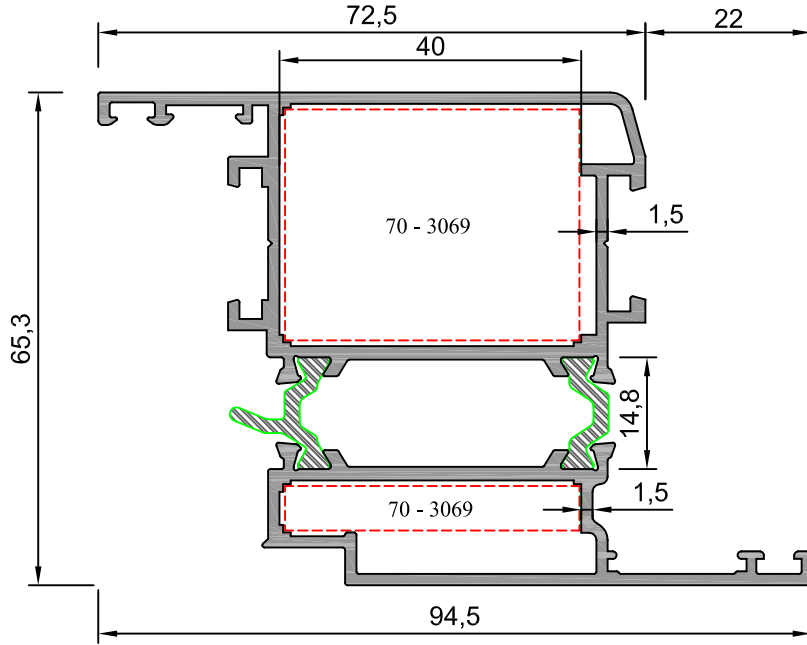


Sistem Kodu **70-10207**

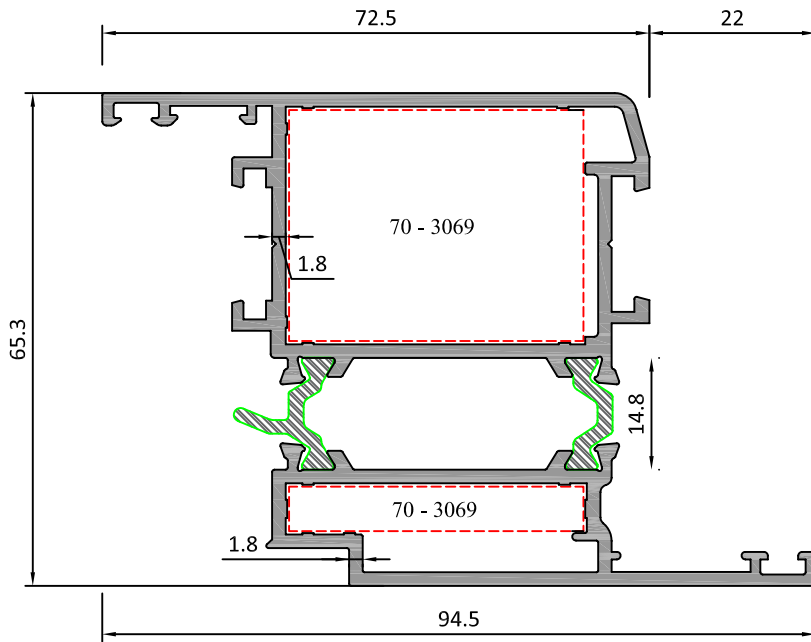
Ağırlık (kg/mt) **1,650**

Statik Jx (cm⁴) **34,30**

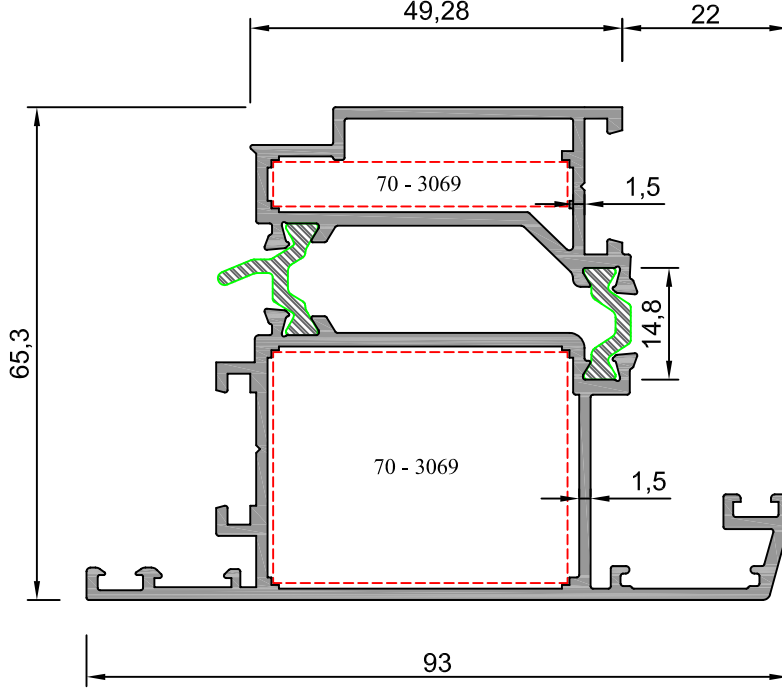
Statik Jy (cm⁴) **9,30**



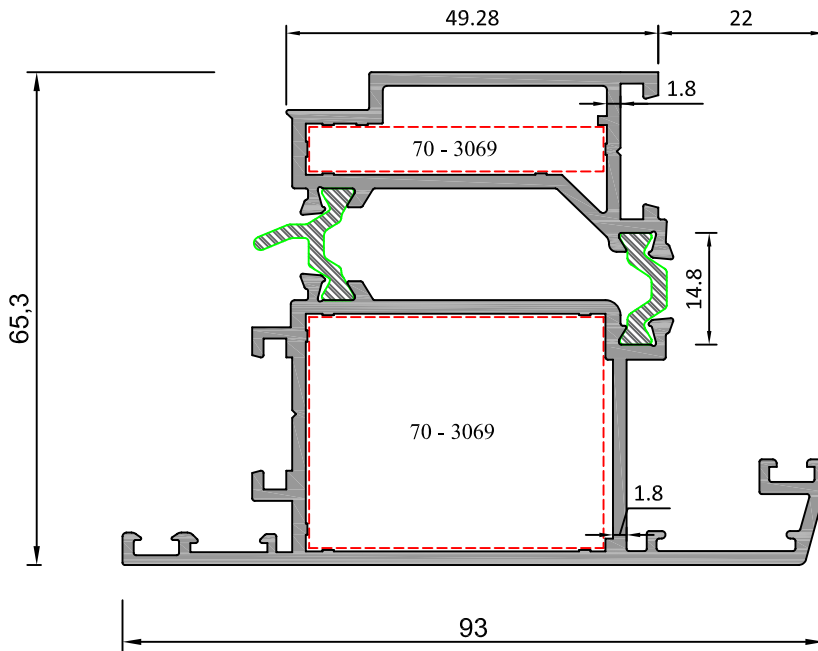
| | |
|------------------------------|----------|
| Sistem Kodu | 70-10208 |
| Ağırlık (kg/mt) | 1,875 |
| Statik Jx (cm ⁴) | 44,07 |
| Statik Jy (cm ⁴) | 20,62 |



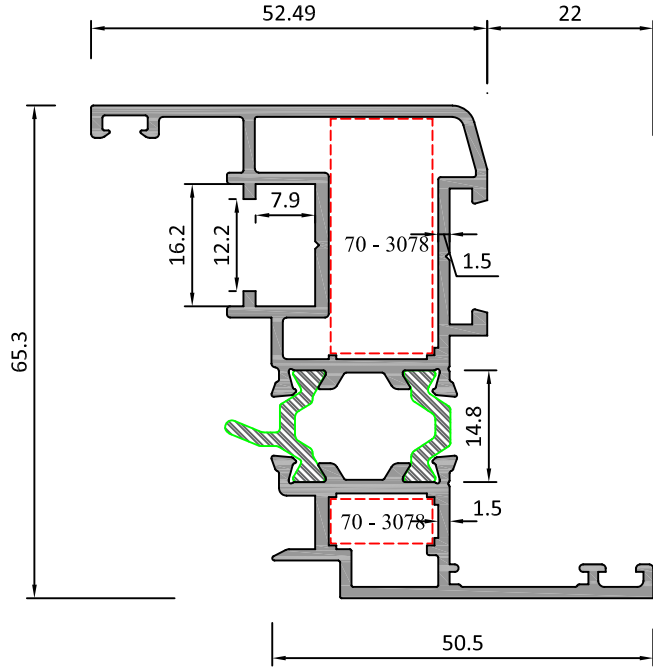
| | |
|------------------------------|----------|
| Sistem Kodu | 70-10209 |
| Ağırlık (kg/mt) | 2,050 |
| Statik Jx (cm ⁴) | 49,66 |
| Statik Jy (cm ⁴) | 25,02 |



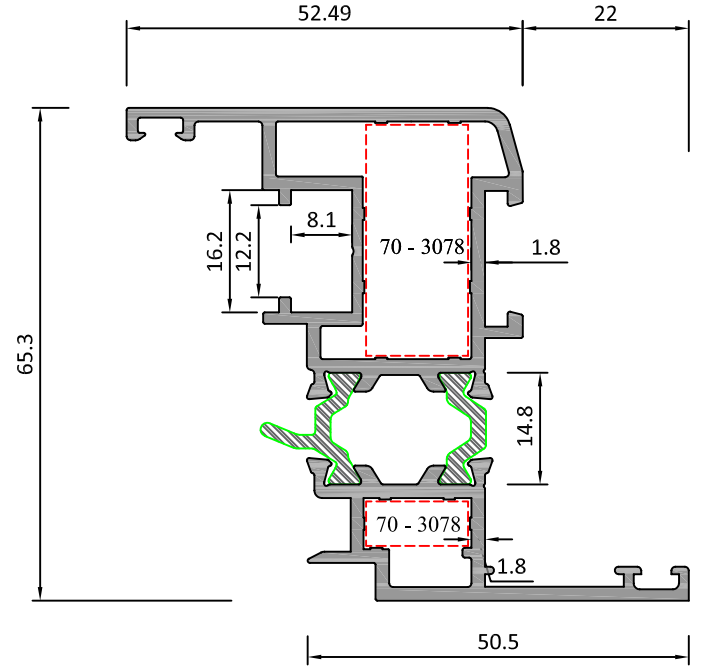
| | |
|------------------------------|----------|
| Sistem Kodu | 70-10210 |
| Ağırlık (kg/mt) | 1,980 |
| Statik Jx (cm ⁴) | 34,40 |
| Statik Jy (cm ⁴) | 35,31 |



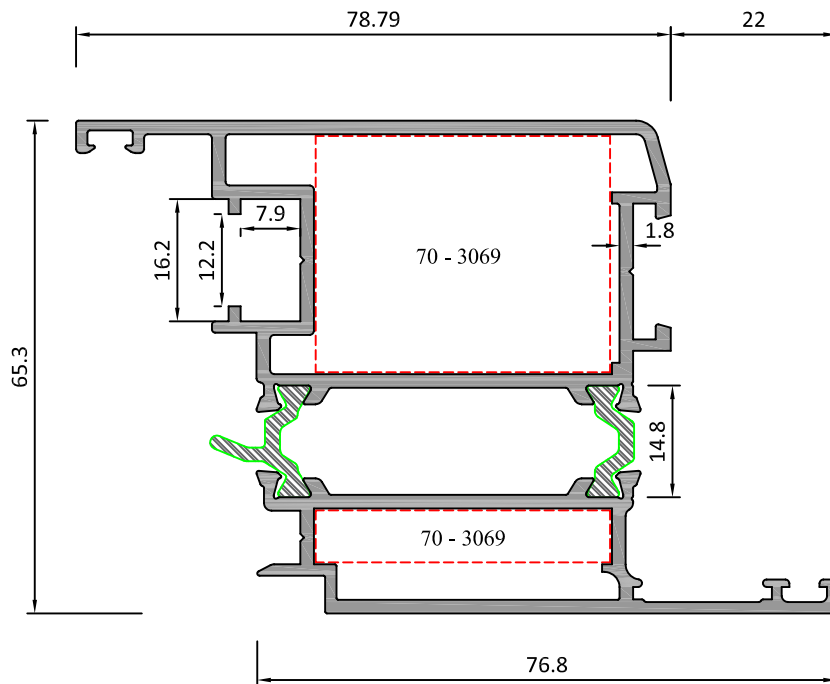
| | |
|------------------------------|----------|
| Sistem Kodu | 70-10211 |
| Ağırlık (kg/mt) | 2,140 |
| Statik Jx (cm ⁴) | 41,34 |
| Statik Jy (cm ⁴) | 37,91 |



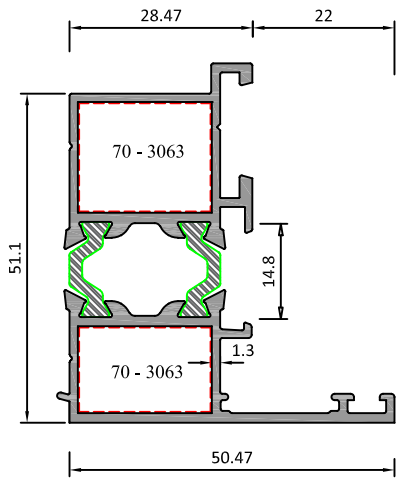
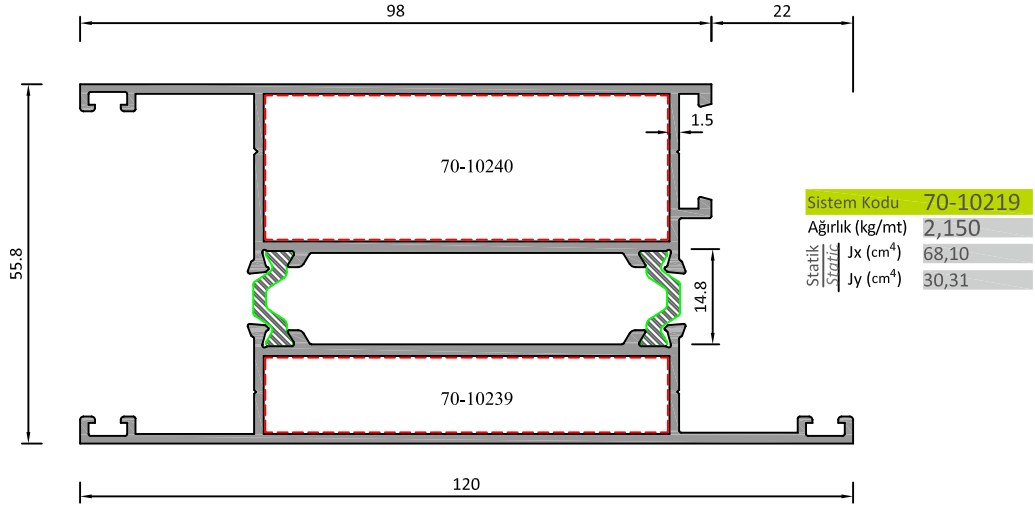
| | |
|------------------------------|----------|
| Sistem Kodu | 70-10212 |
| Ağırlık (kg/mt) | 1,510 |
| Statik Jx (cm ⁴) | 30,00 |
| Statik Jy (cm ⁴) | 7,16 |



| | |
|------------------------------|----------|
| Sistem Kodu | 70-10213 |
| Ağırlık (kg/mt) | 1,640 |
| Statik Jx (cm ⁴) | 34,66 |
| Statik Jy (cm ⁴) | 8,13 |

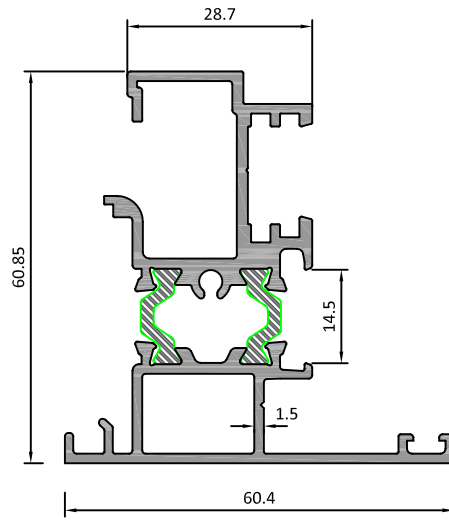


| | |
|------------------------------|----------|
| Sistem Kodu | 70-10214 |
| Ağırlık (kg/mt) | 2,135 |
| Statik Jx (cm ⁴) | 52,80 |
| Statik Jy (cm ⁴) | 25,51 |



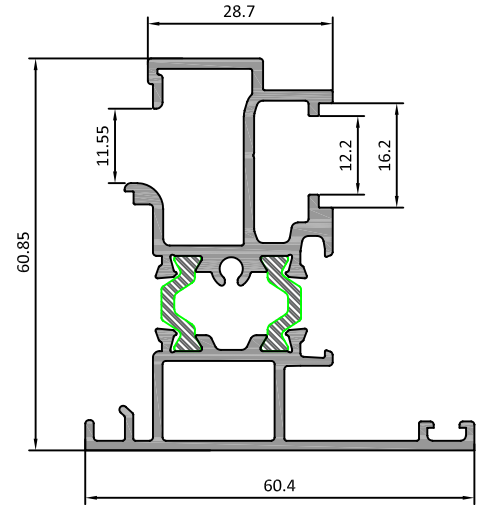
KASA ADAPTÖRÜ

| | |
|------------------------------|----------|
| Sistem Kodu | 70-10220 |
| Ağırlık (kg/mt) | 1,130 |
| Statik Jx (cm ⁴) | 12,32 |
| Statik Jy (cm ⁴) | 5,34 |



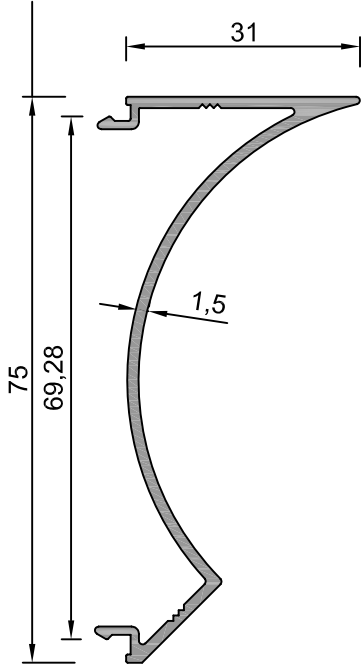
ÇİFT KANAT

| | |
|------------------------------|----------|
| Sistem Kodu | 70-10221 |
| Ağırlık (kg/mt) | 1,380 |
| Statik Jx (cm ⁴) | 17,9 |
| Statik Jy (cm ⁴) | 7,00 |

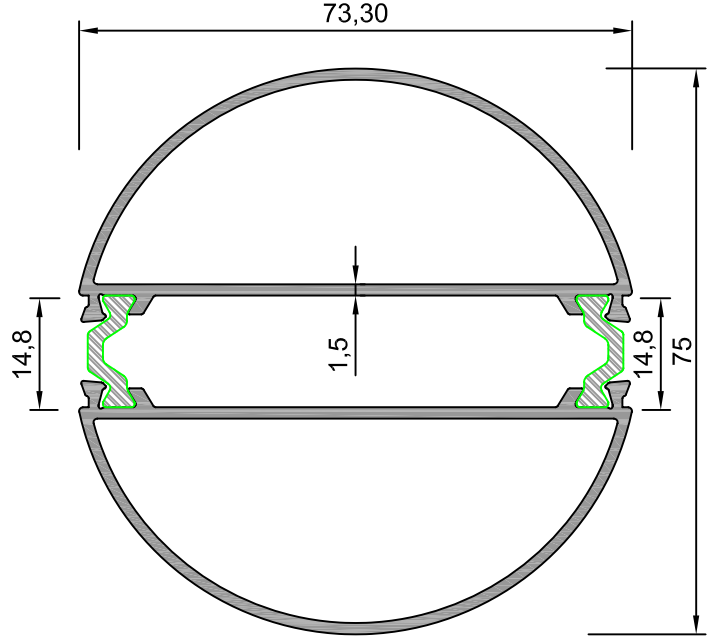


ÇİFT KANAT

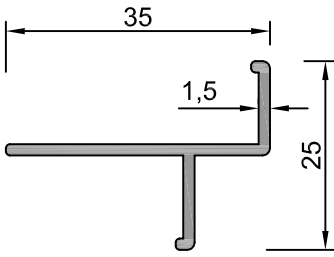
| | |
|------------------------------|----------|
| Sistem Kodu | 70-10243 |
| Ağırlık (kg/mt) | 1,360 |
| Statik Jx (cm ⁴) | 17,6 |
| Statik Jy (cm ⁴) | 5,3 |



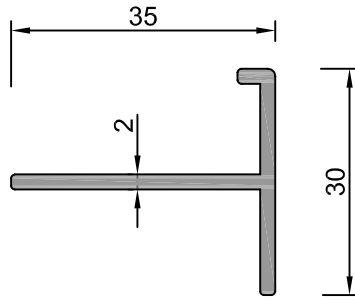
Sistem Kodu 70-10222
Ağırlık (kg/mt) 0,560



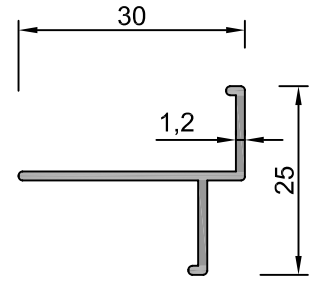
Sistem Kodu 70-10223
Ağırlık (kg/mt) 1,655



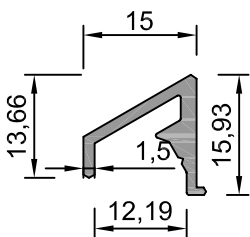
Sistem Kodu 55 - 2120
Ağırlık (kg/mt) 0,250



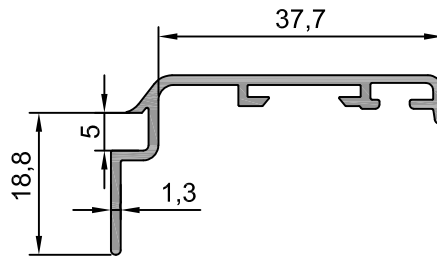
Sistem Kodu 55 - 2121
Ağırlık (kg/mt) 0,360



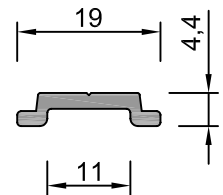
Sistem Kodu 55 - 2122
Ağırlık (kg/mt) 0,185



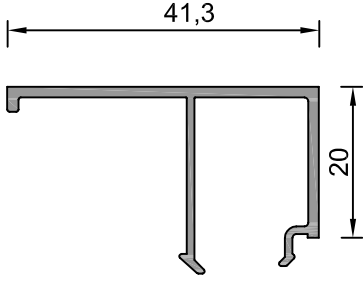
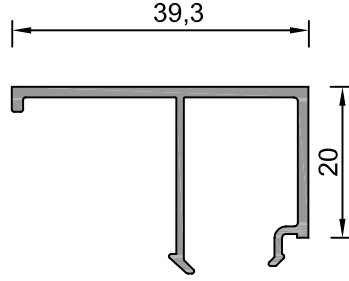
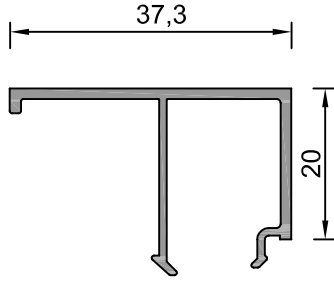
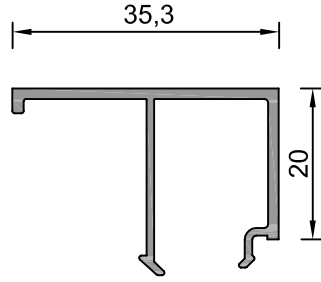
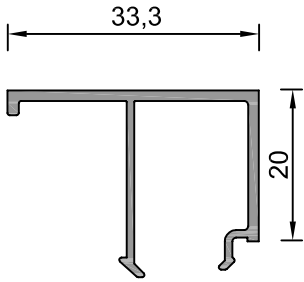
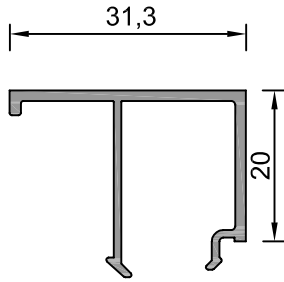
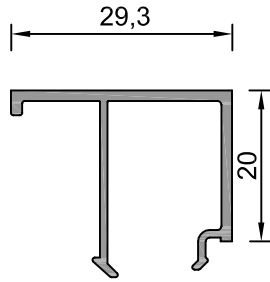
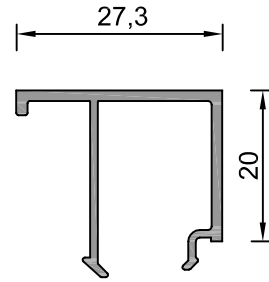
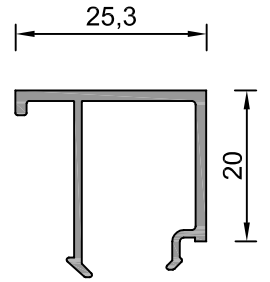
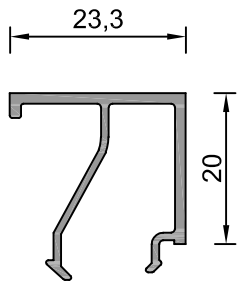
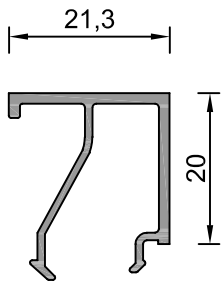
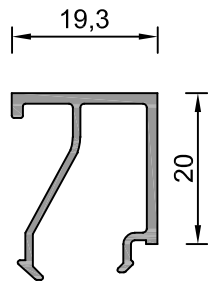
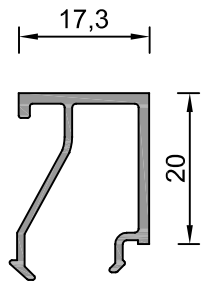
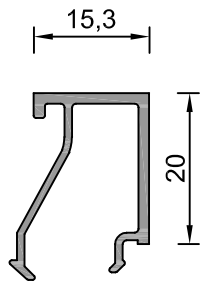
Sistem Kodu 70-10224
Ağırlık (kg/mt) 0,185



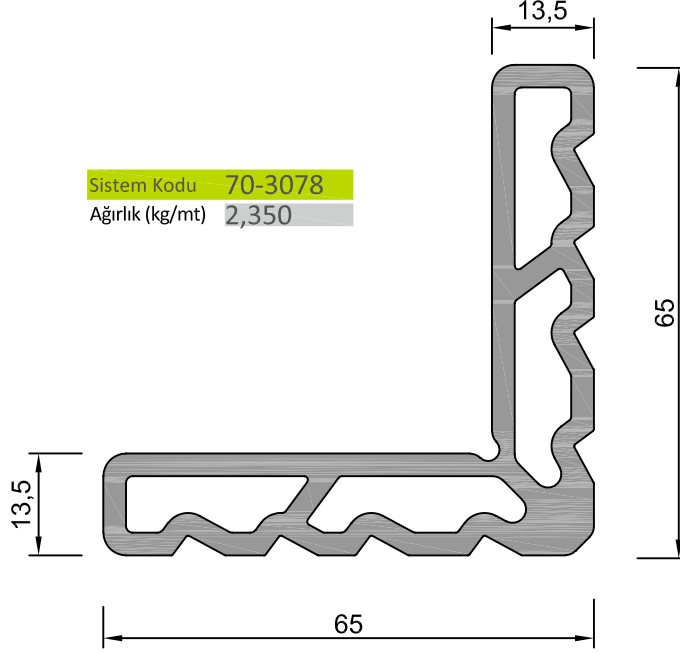
Sistem Kodu 35-10836
Ağırlık (kg/mt) 0,300





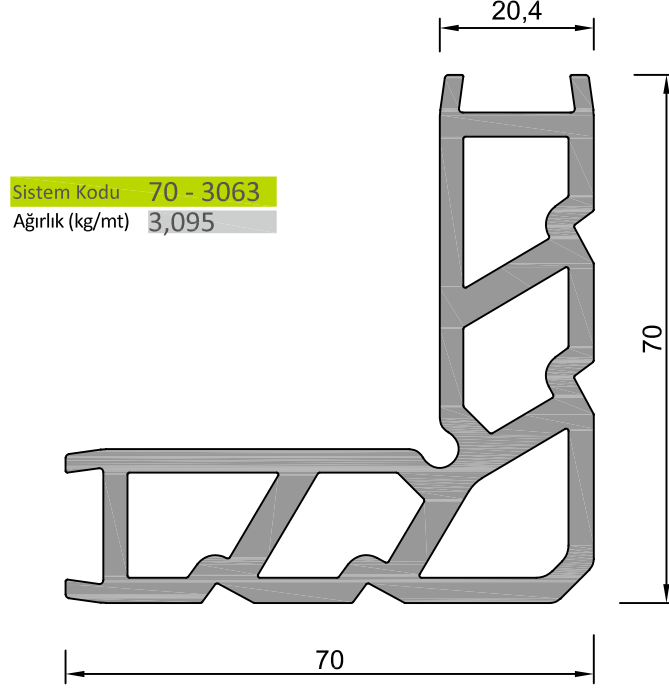
Sistem Kodu 70 - 3025
Ağırlık (kg/mt) 0,125



 Sistem Kodu **70-10225**
 Ağırlık (kg/mt) **0,325**

 Sistem Kodu **70-10226**
 Ağırlık (kg/mt) **0,320**

 Sistem Kodu **70-10227**
 Ağırlık (kg/mt) **0,310**

 Sistem Kodu **70-10228**
 Ağırlık (kg/mt) **0,305**

 Sistem Kodu **70-10229**
 Ağırlık (kg/mt) **0,295**

 Sistem Kodu **70-10230**
 Ağırlık (kg/mt) **0,285**

 Sistem Kodu **70-10231**
 Ağırlık (kg/mt) **0,280**

 Sistem Kodu **70-10232**
 Ağırlık (kg/mt) **0,275**

 Sistem Kodu **70-10233**
 Ağırlık (kg/mt) **0,265**

 Sistem Kodu **70-10234**
 Ağırlık (kg/mt) **0,265**

 Sistem Kodu **70-10235**
 Ağırlık (kg/mt) **0,255**

 Sistem Kodu **70-10236**
 Ağırlık (kg/mt) **0,245**

 Sistem Kodu **70-10237**
 Ağırlık (kg/mt) **0,240**

 Sistem Kodu **70-10238**
 Ağırlık (kg/mt) **0,235**

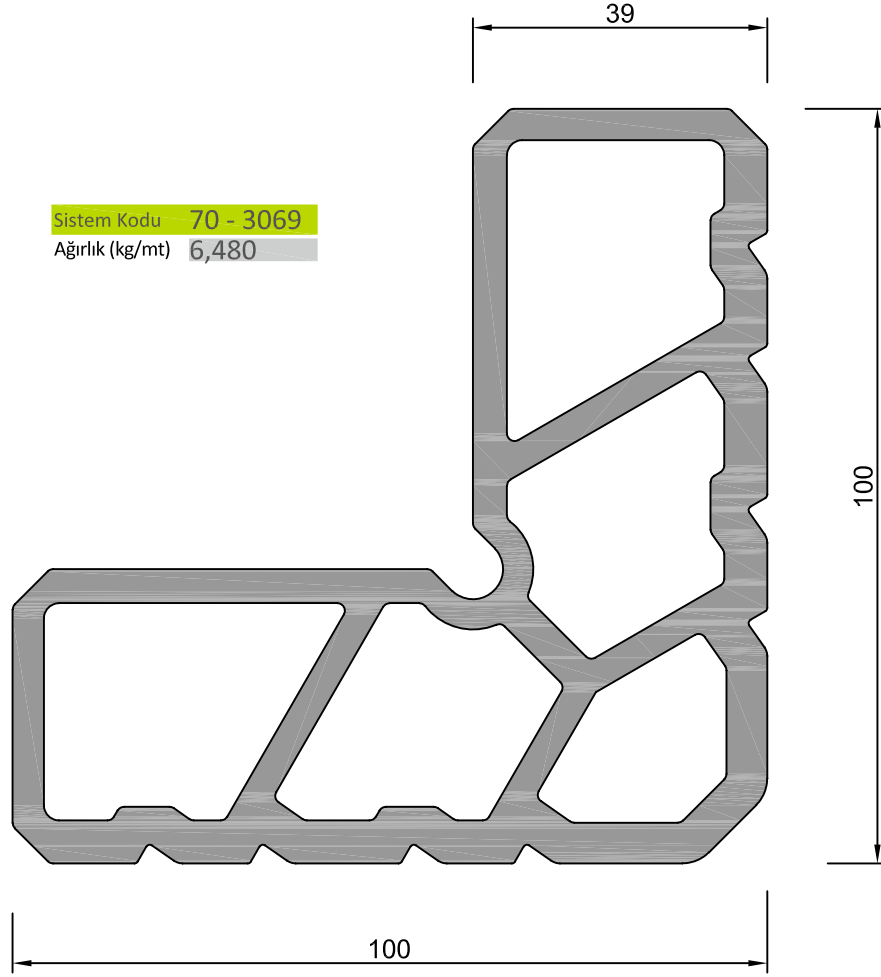
| CAM ÇITASI GLAZING BEAD | İÇ CAM FİTİLİ GLAZING GASKET | CAM KALINLIĞI GLASS THICKNESS | DIŞ CAM FİTİLİ GLAZING GASKET |
|----------------------------|---------------------------------|----------------------------------|----------------------------------|
| 70-10225 | ASL-25 | 14mm | ASL-24 |
| 70-10226 | ASL-25 | 16mm | ASL-24 |
| 70-10227 | ASL-25 | 18mm | ASL-24 |
| 70-10228 | ASL-25 | 20mm | ASL-24 |
| 70-10229 | ASL-25 | 22mm | ASL-24 |
| 70-10230 | ASL-25 | 24mm | ASL-24 |
| 70-10231 | ASL-25 | 26mm | ASL-24 |
| 70-10232 | ASL-25 | 28mm | ASL-24 |
| 70-10233 | ASL-25 | 30mm | ASL-24 |
| 70-10234 | ASL-25 | 32mm | ASL-24 |
| 70-10235 | ASL-25 | 34mm | ASL-24 |
| 70-10236 | ASL-25 | 36mm | ASL-24 |
| 70-10237 | ASL-25 | 38mm | ASL-24 |
| 70-10238 | ASL-25 | 40mm | ASL-24 |




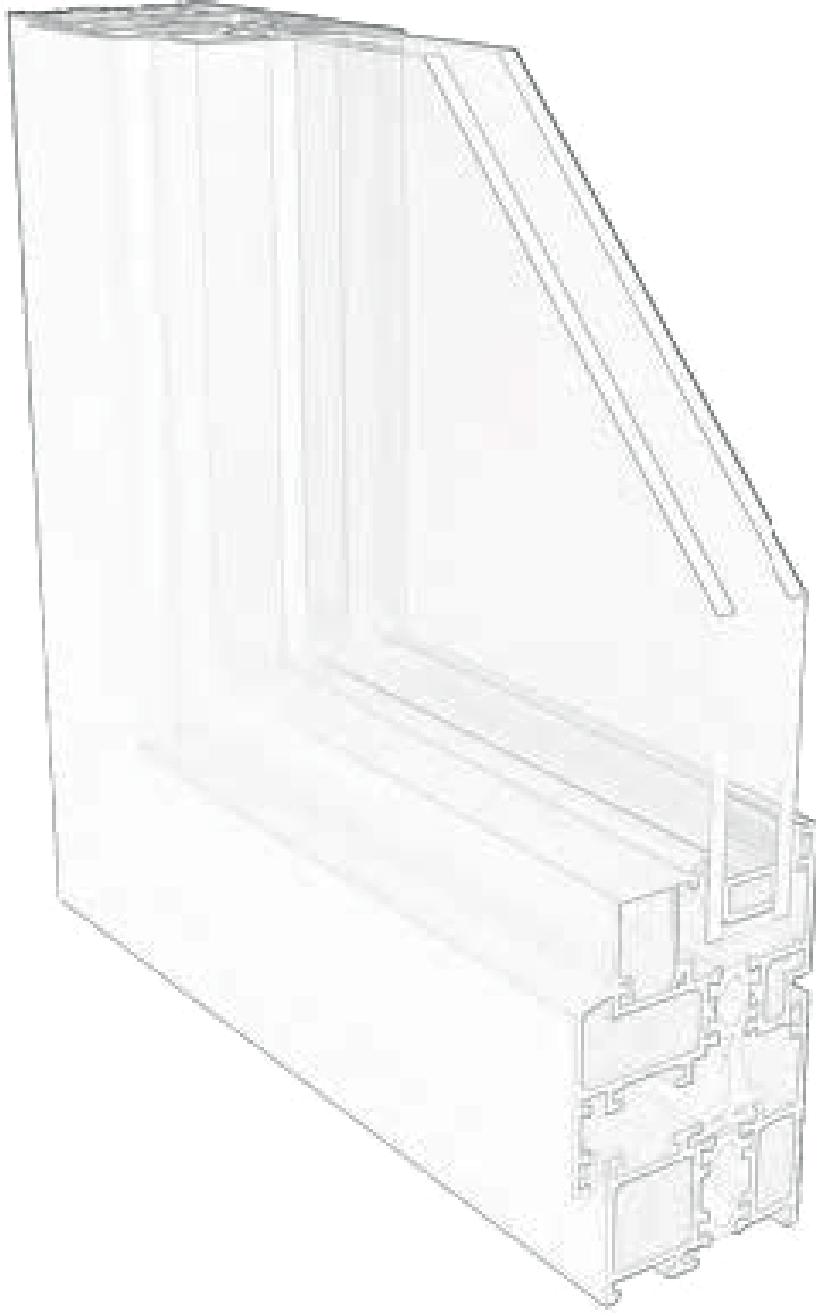
| KÖŞE TAKOZLARI (CORNER JOINT) | | | |
|-------------------------------|-----------------------------------------------------------------------------------------|------------------------------------------------------------------------------------------------------------|------------------------------|
| Nr |  L m |  AKS. KODU ACS. CODE | KESİM ÖLÇÜSÜ CUTTING SIZE |
| 70-10200 | 70 - 3078 | 70 - 3078-10,9 | 10,9 mm |
| | 70 - 3078 | 70 - 3078-21,0 | 21,0 mm |
| 70-10202 | 70 - 3078 | 70 - 3078-10,9 | 10,9 mm |
| | 70 - 3078 | 70 - 3078-21,0 | 21,0 mm |
| 70-10204 | 70 - 3078 | 70 - 3078-30,6 | 30,6 mm |
| | 70 - 3078 | 70 - 3078-5,90 | 5,90 mm |
| 70-10206 | 70 - 3078 | 70 - 3078-30,6 | 30,6 mm |
| | 70 - 3078 | 70 - 3078-5,90 | 5,90 mm |
| 70-10212 | 70 - 3078 | 70 - 3078-31,1 | 31,1 mm |
| | 70 - 3078 | 70 - 3078-5,90 | 5,90 mm |
| 70-10213 | 70 - 3078 | 70 - 3078-30,6 | 30,6 mm |
| | 70 - 3078 | 70 - 3078-5,90 | 5,90 mm |
| 70-10215 | 70 - 3078 | 70 - 3078-10,9 | 10,9 mm |
| | 70 - 3078 | 70 - 3078-21,0 | 21,0 mm |
| 70-10217 | 70 - 3078 | 70 - 3078-10,9 | 10,9 mm |
| | 70 - 3078 | 70 - 3078-21,0 | 21,0 mm |



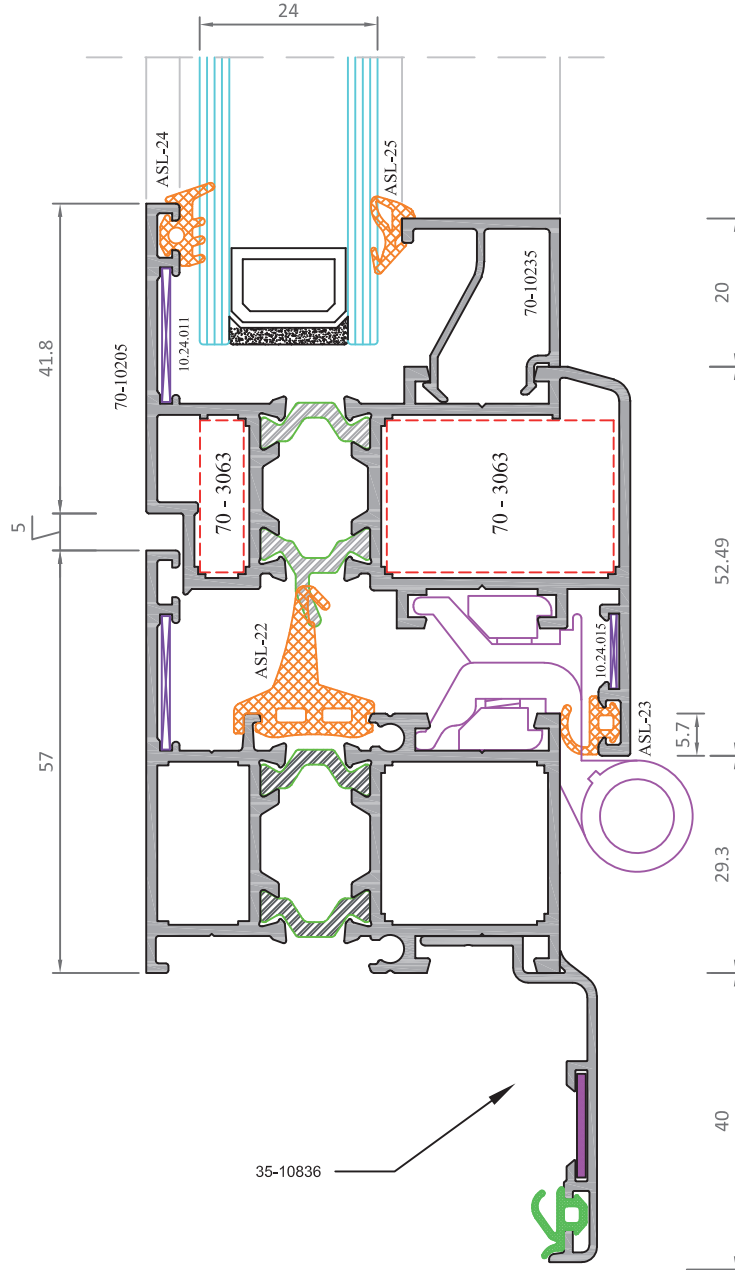
| KÖŞE TAKOZLARI (CORNER JOINT) | | | |
|-------------------------------|-----------------------------------------------------------------------------------------|------------------------|------------------------------|
| Nr |  L m | AKS. KODU ACS. CODE | KESİM ÖLÇÜSÜ CUTTING SIZE |
| 70-10201 | 70 - 3063 | 70 - 3063-10,9 | 10,9 mm |
| | 70 - 3063 | 70 - 3063-21,0 | 21,0 mm |
| 70-10203 | 70 - 3063 | 70 - 3063-10,9 | 10,9 mm |
| | 70 - 3063 | 70 - 3063-21,0 | 21,0 mm |
| 70-10205 | 70 - 3063 | 70 - 3063-30,6 | 30,6 mm |
| | 70 - 3063 | 70 - 3063-5,90 | 5,90 mm |
| 70-10207 | 70 - 3063 | 70 - 3063-30,6 | 30,6 mm |
| | 70 - 3063 | 70 - 3063-5,90 | 5,90 mm |
| 70-10216 | 70 - 3063 | 70 - 3063-10,9 | 10,9 mm |
| | 70 - 3063 | 70 - 3063-21,0 | 21,0 mm |
| 70-10218 | 70 - 3063 | 70 - 3063-10,9 | 10,9 mm |
| | 70 - 3063 | 70 - 3063-21,0 | 21,0 mm |
| 70-10220 | 70 - 3063 | 70 - 3063-13,1 | 13,1 mm |
| | 70 - 3063 | 70 - 3063-16,8 | 16,8 mm |

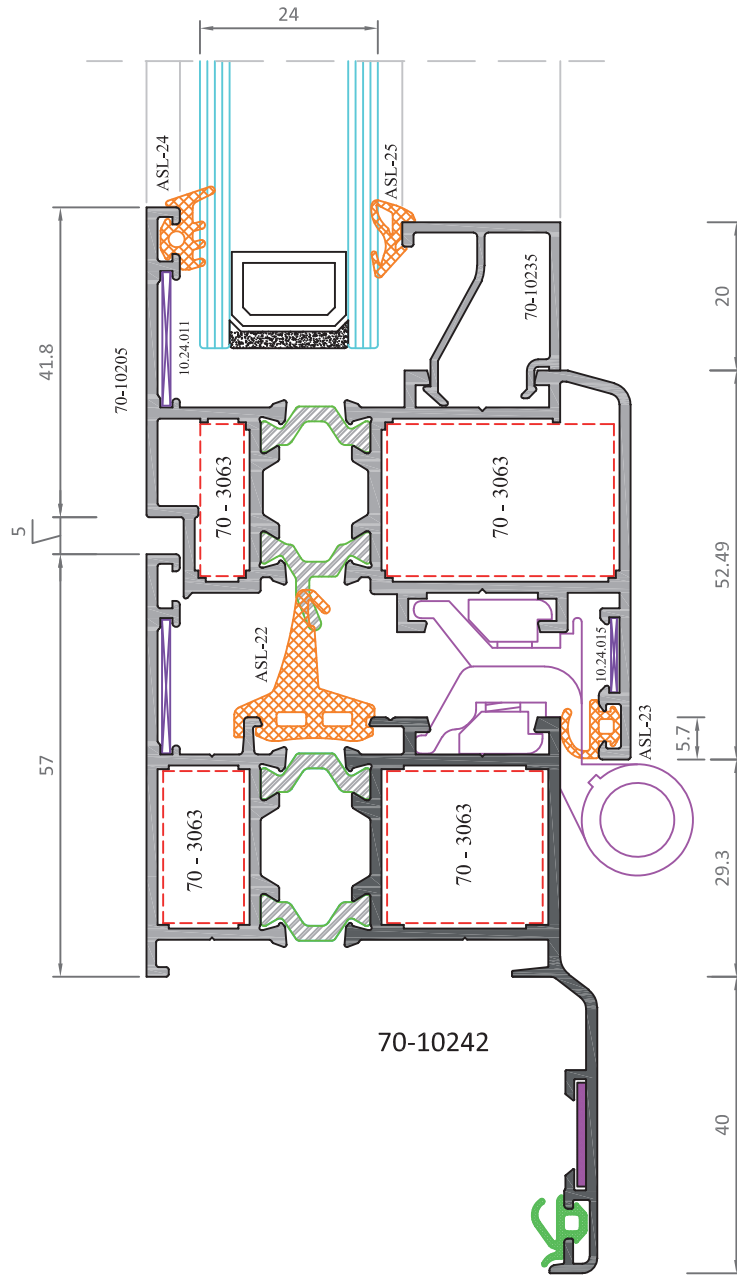


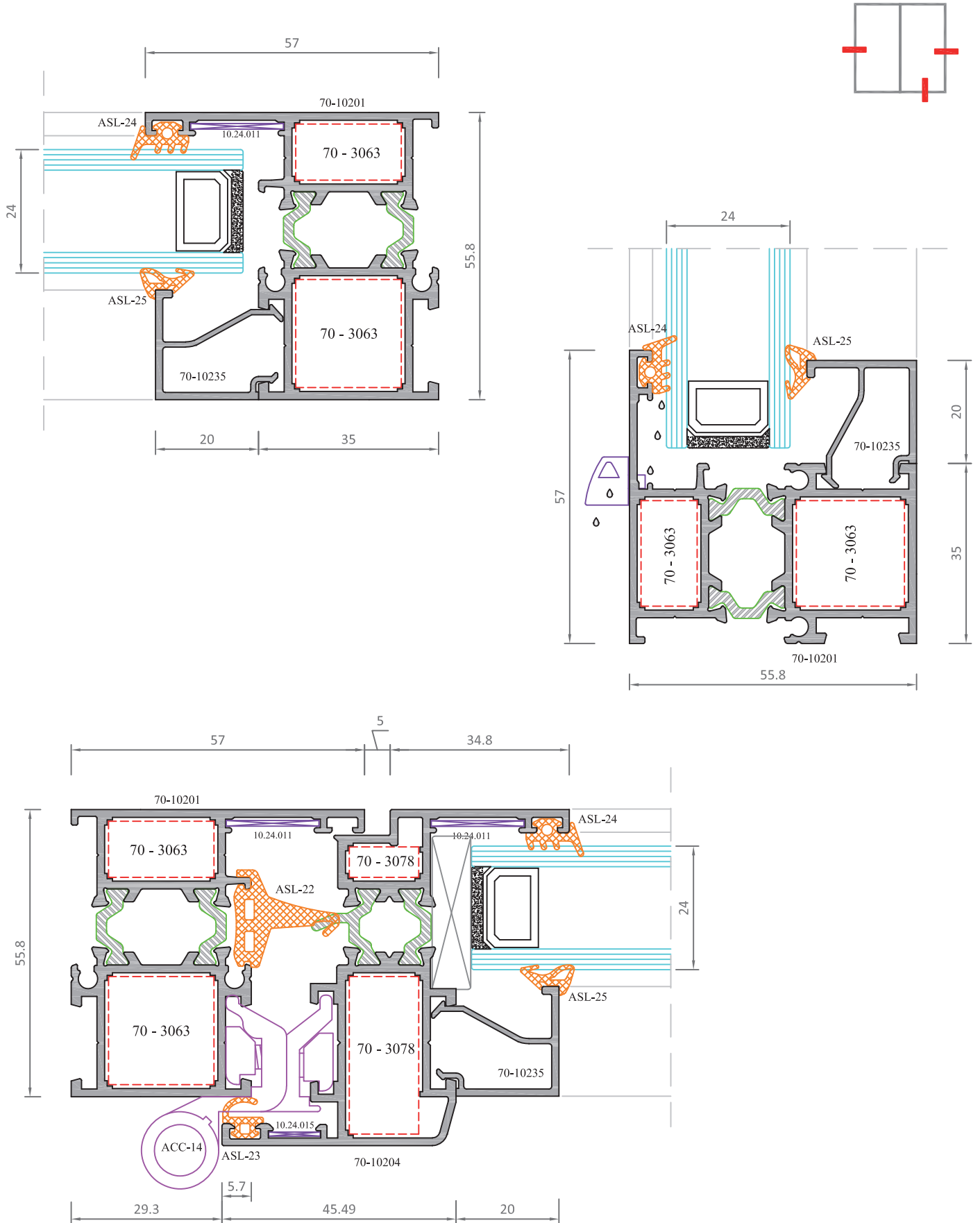
| KÖŞE TAKOZLARI (CORNER JOINT) | | | |
|-------------------------------|-----------------------------------------------------------------------------------------|------------------------|------------------------------|
| Nr |  L m | AKS. KODU ACS. CODE | KESİM ÖLÇÜSÜ CUTTING SIZE |
| 70-10208 | 70 - 3069 | 70 - 3069-30,6 | 30,6 mm |
| | 70 - 3069 | 70 - 3069-5,90 | 5,90 mm |
| 70-10209 | 70 - 3069 | 70 - 3069-30,6 | 30,6 mm |
| | 70 - 3069 | 70 - 3069-5,90 | 5,90 mm |
| 70-10210 | 70 - 3069 | 70 - 3069-30,6 | 30,6 mm |
| | 70 - 3069 | 70 - 3069-5,90 | 5,90 mm |
| 70-10211 | 70 - 3069 | 70 - 3069-30,6 | 30,6 mm |
| | 70 - 3069 | 70 - 3069-5,90 | 5,90 mm |
| 70-10214 | 70 - 3069 | 70 - 3069-31,3 | 31,3 mm |
| | 70 - 3069 | 70 - 3069-6,90 | 6,90 mm |

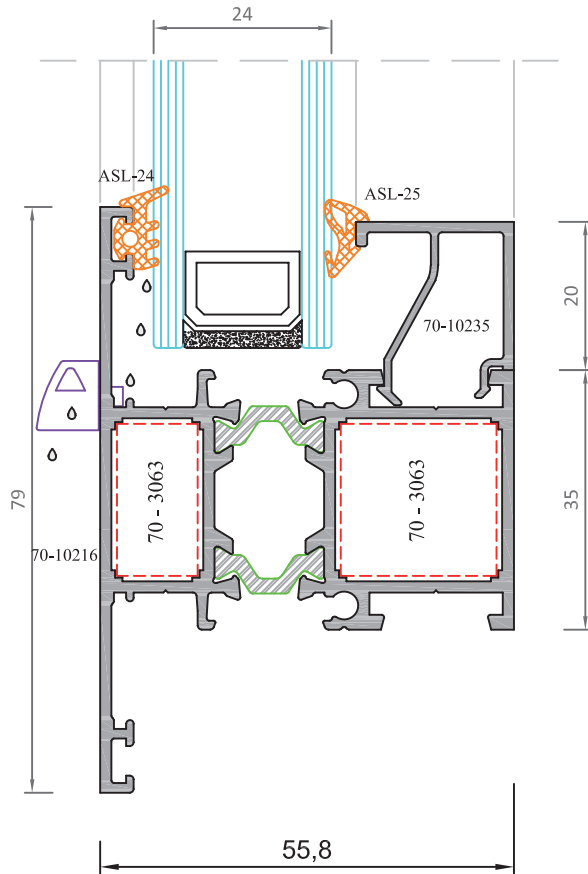
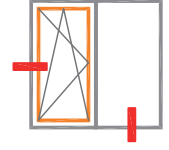
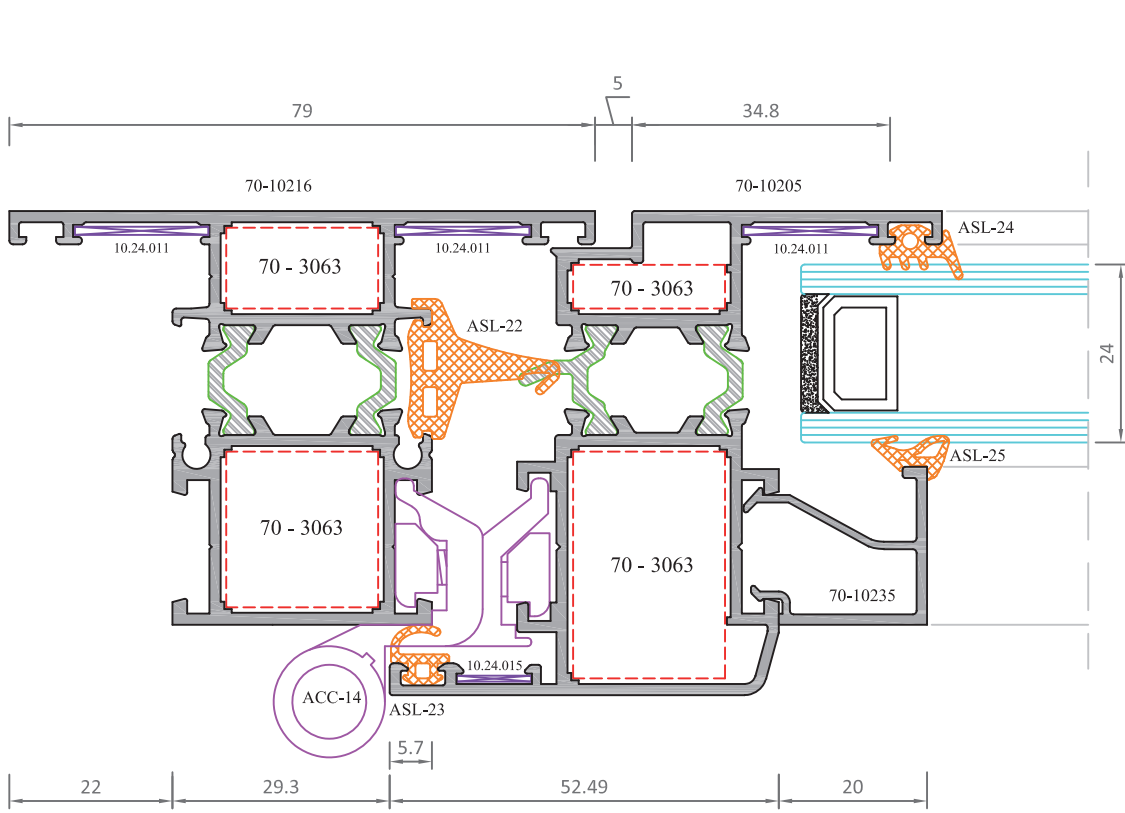


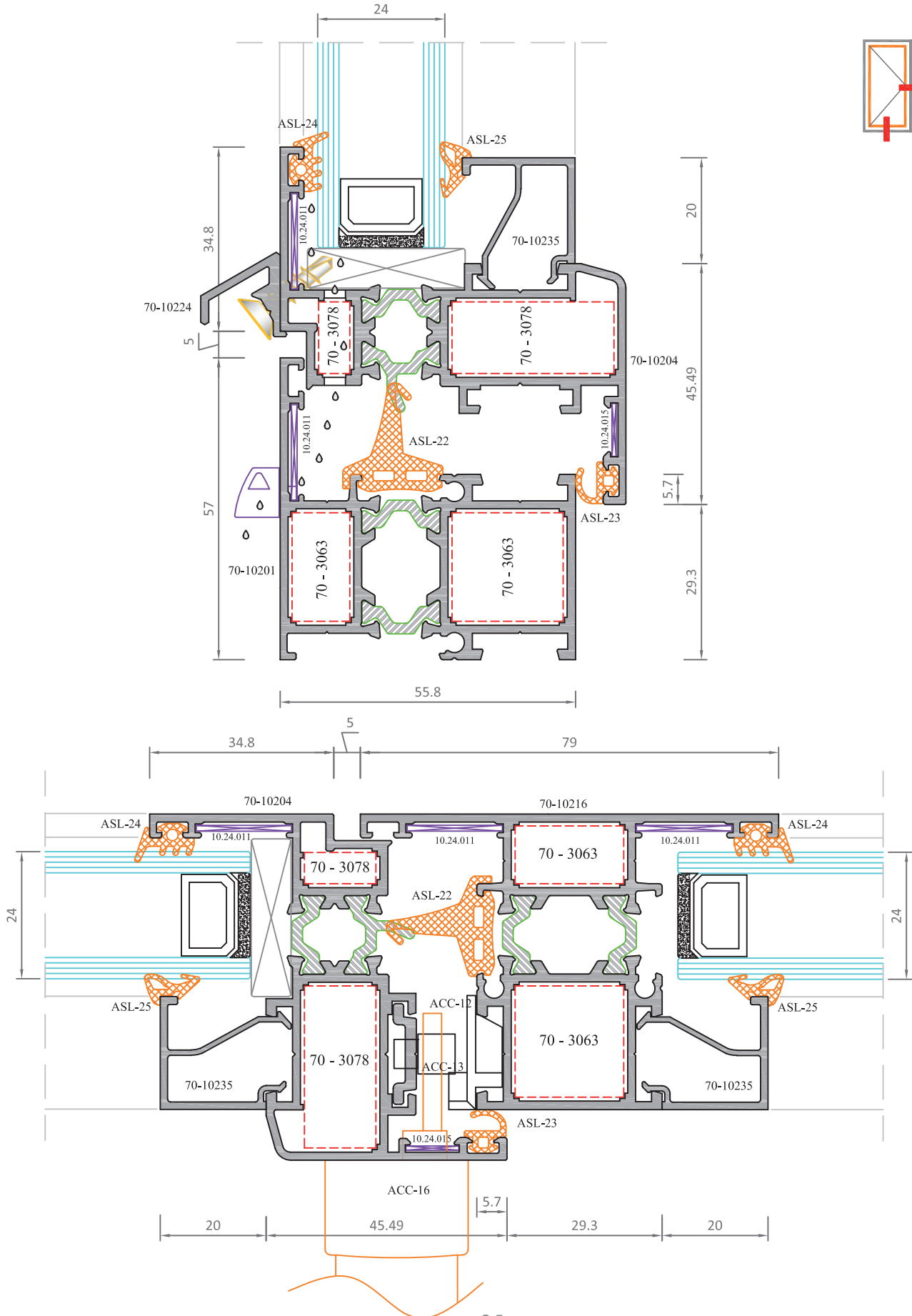
DETAYLAR
DETAILS

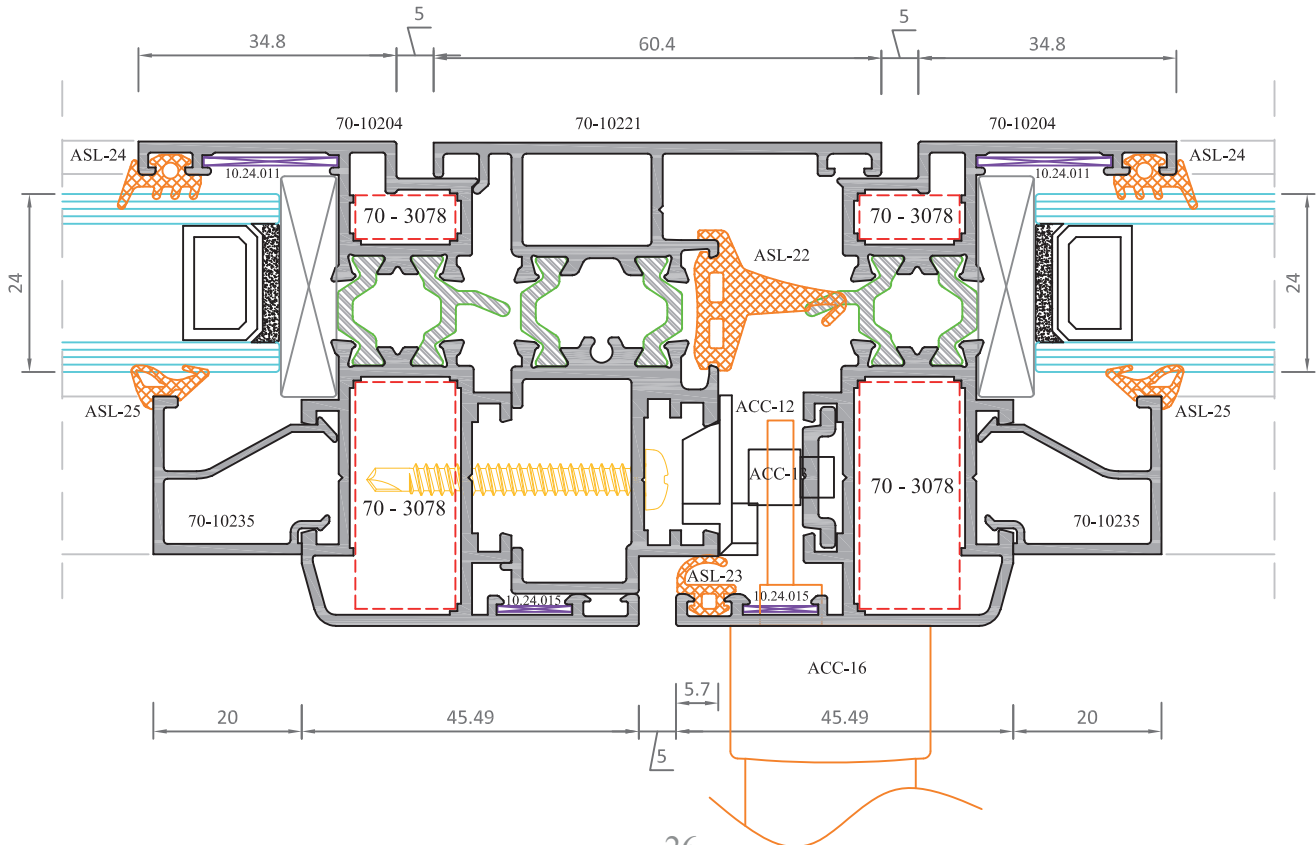
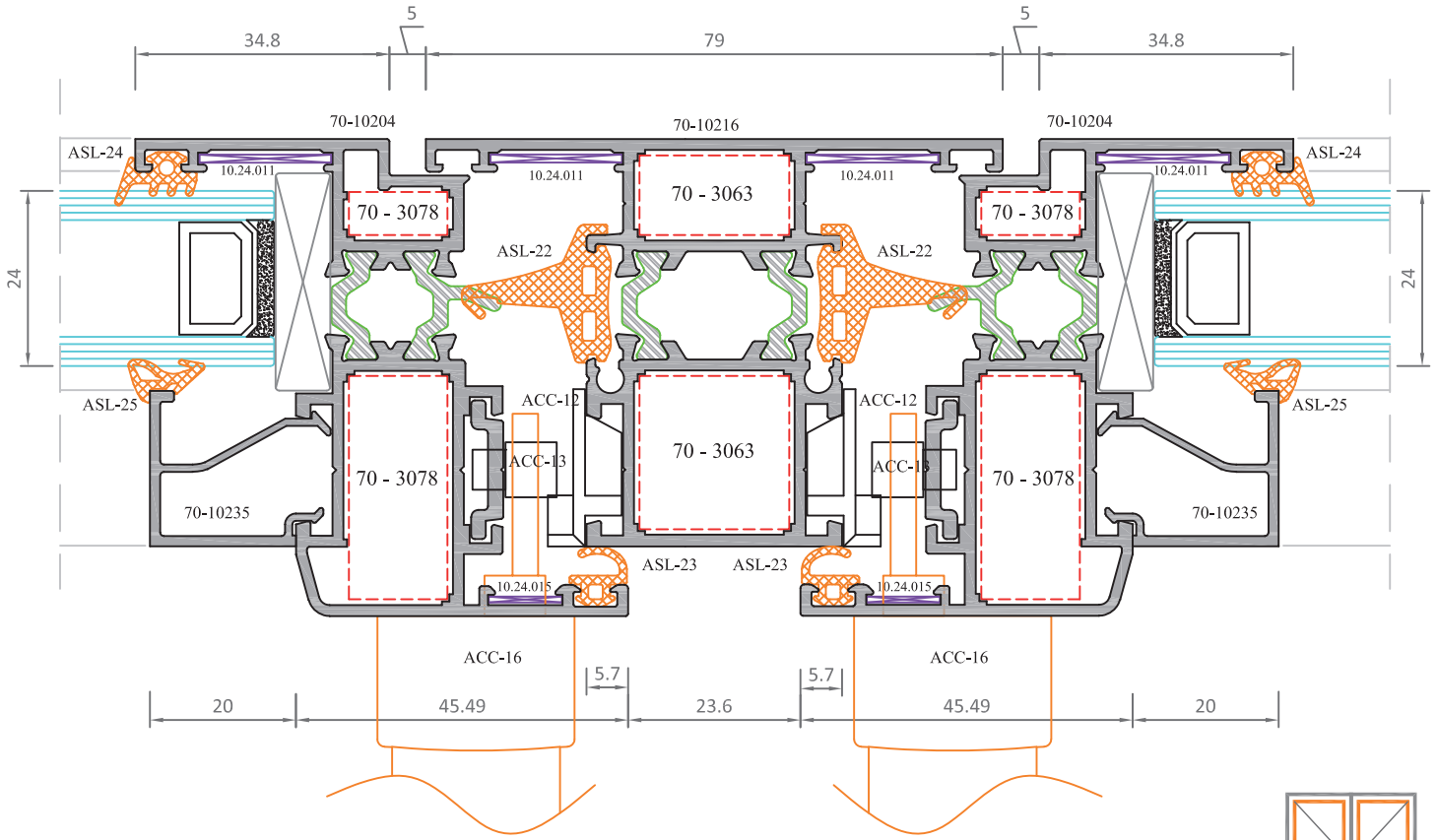


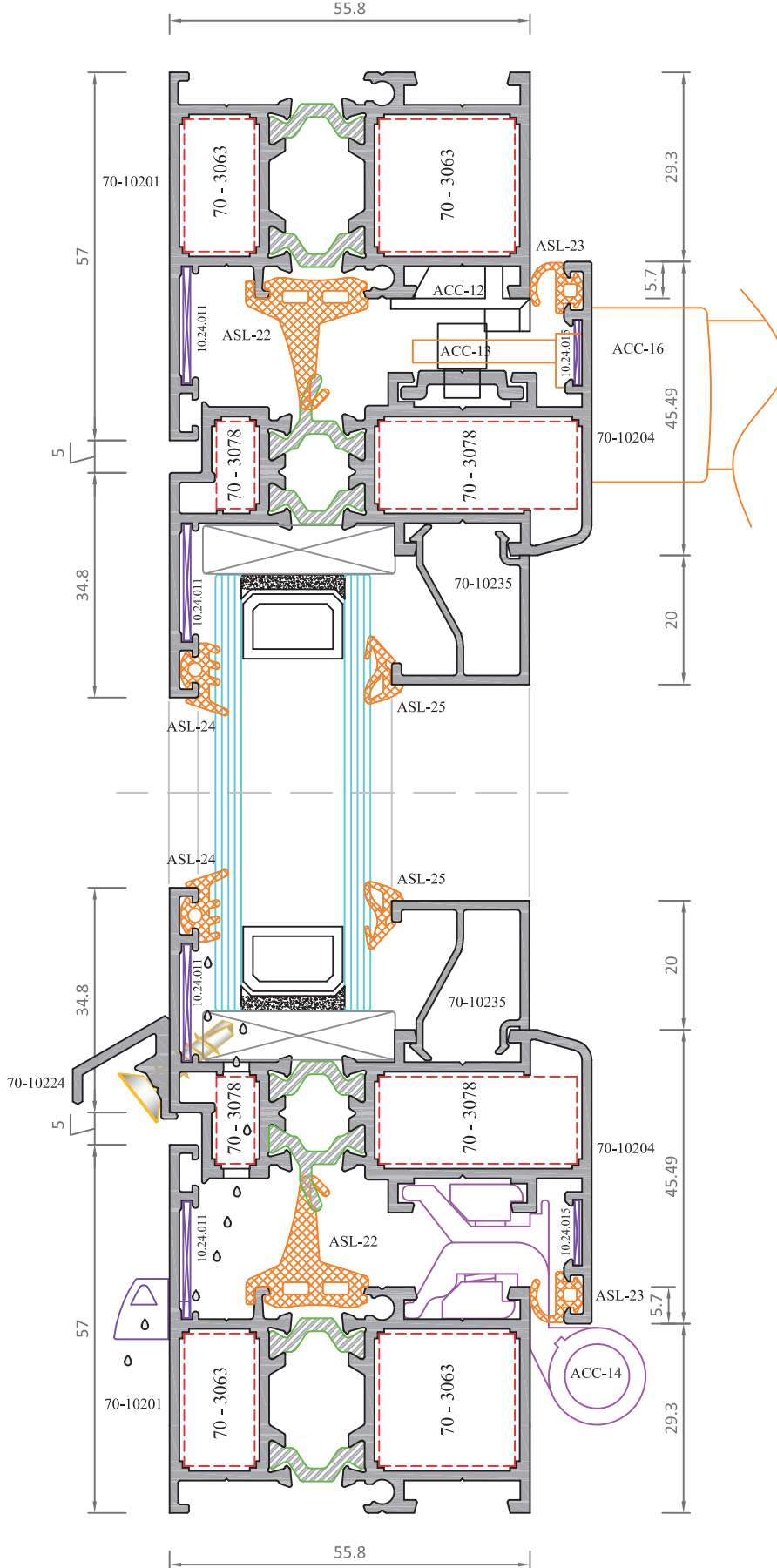


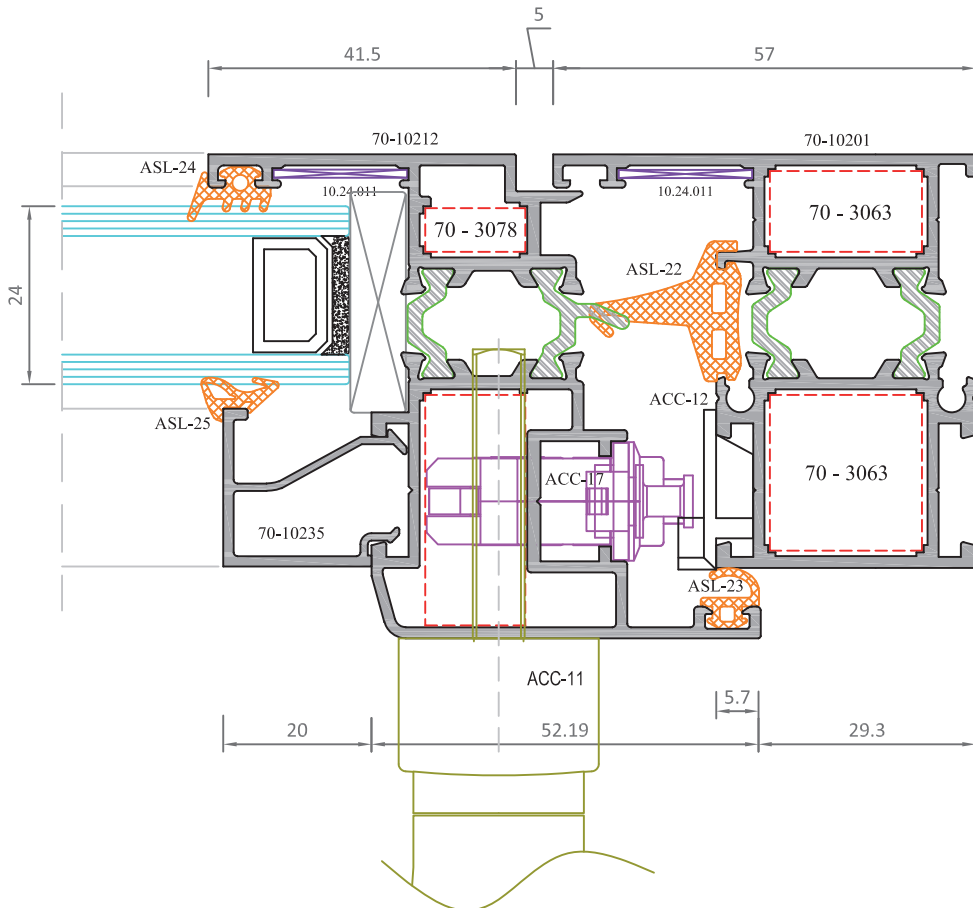
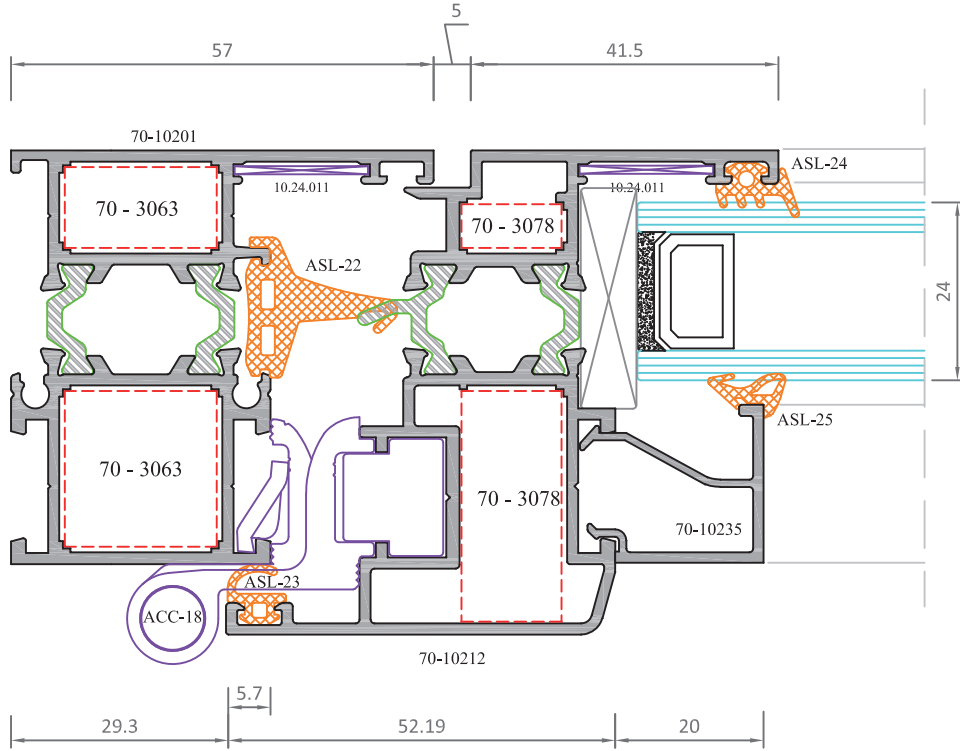
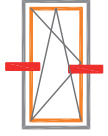


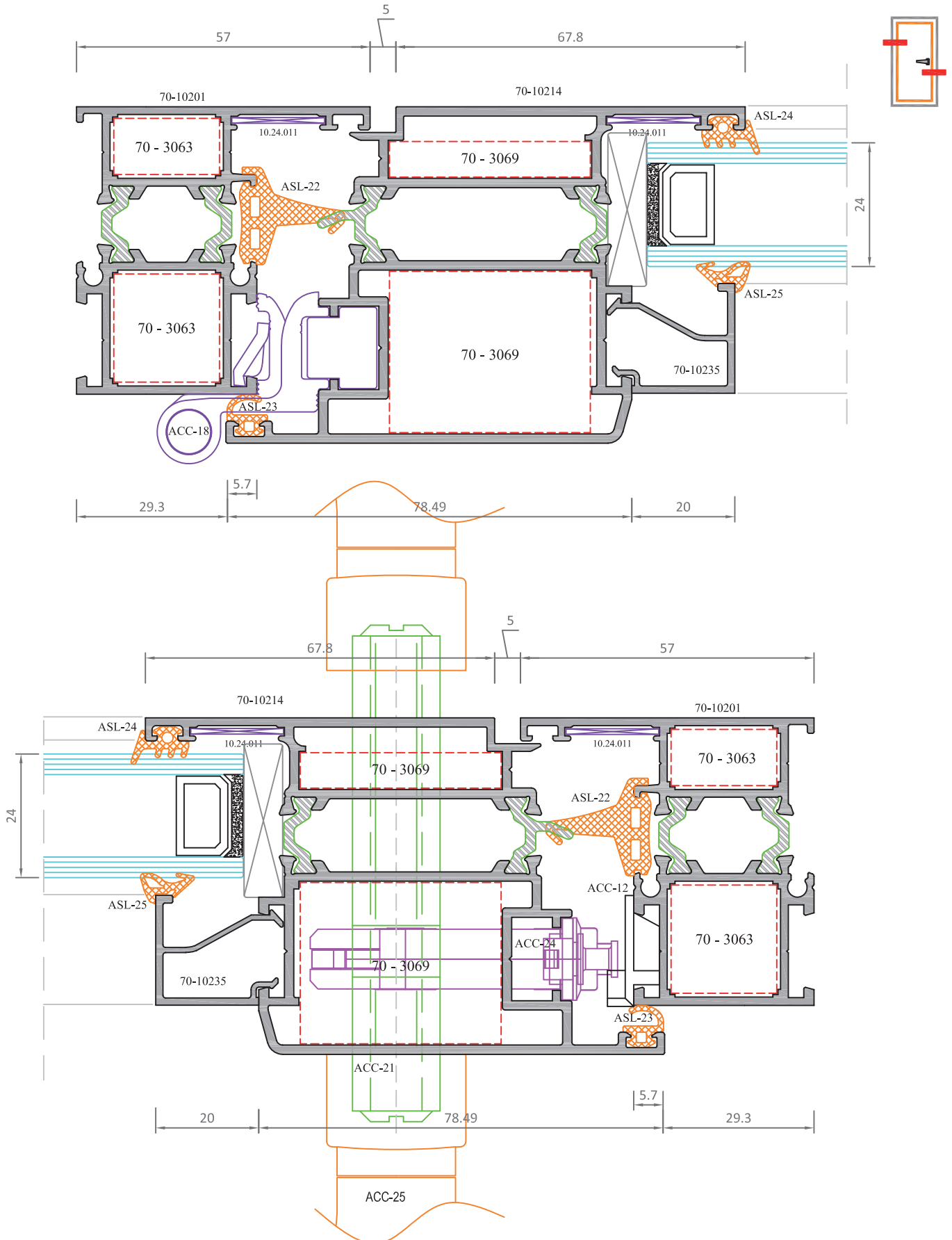


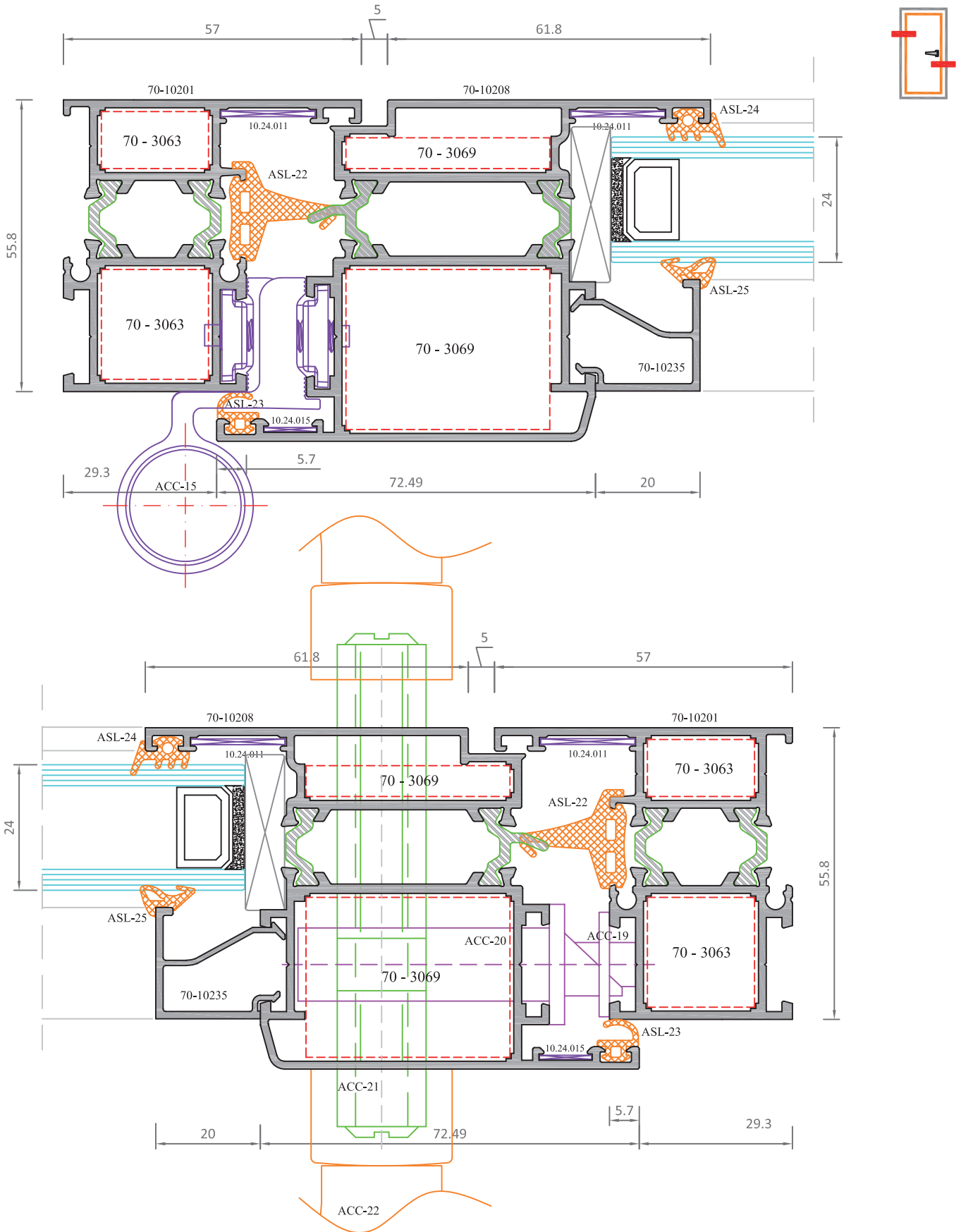


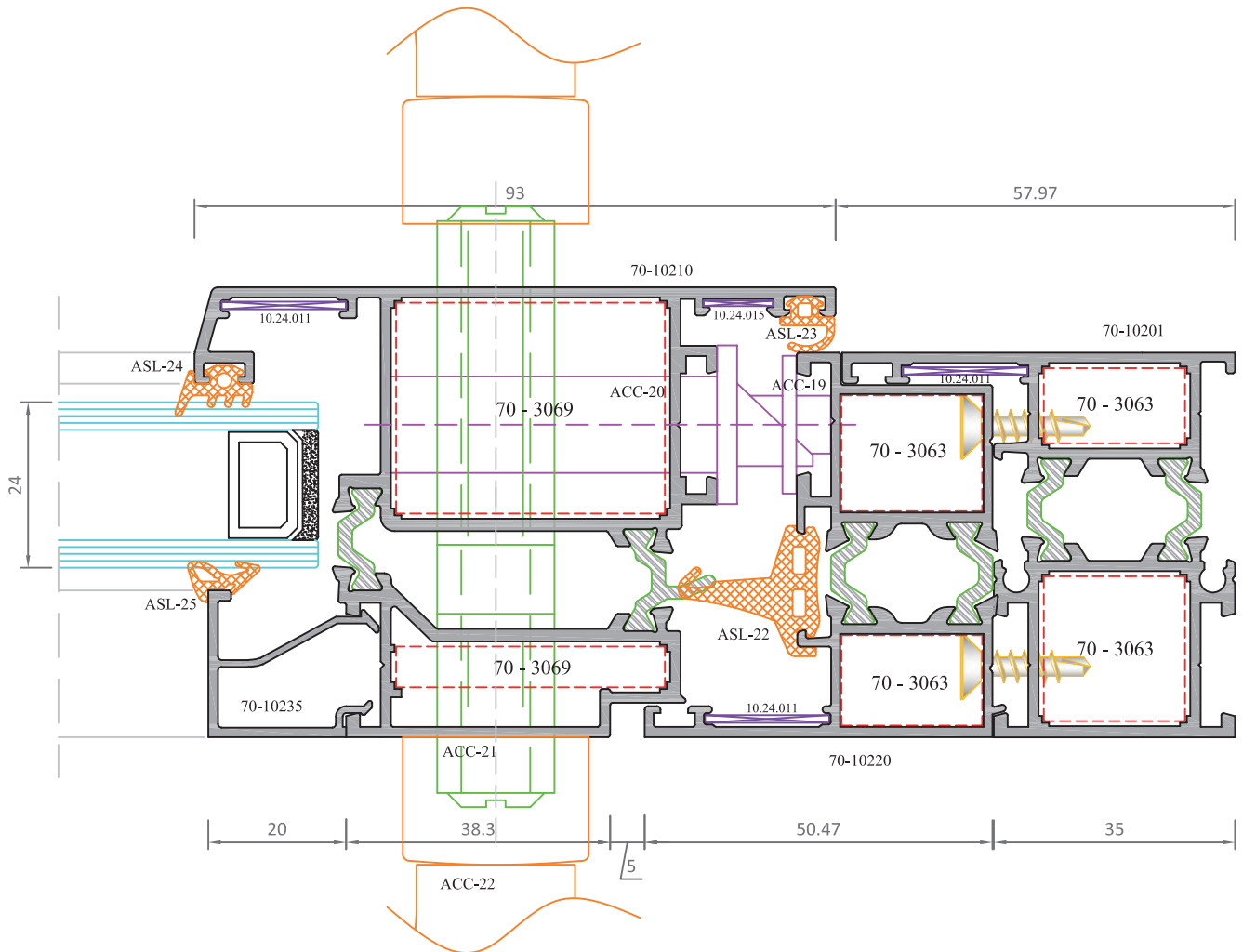
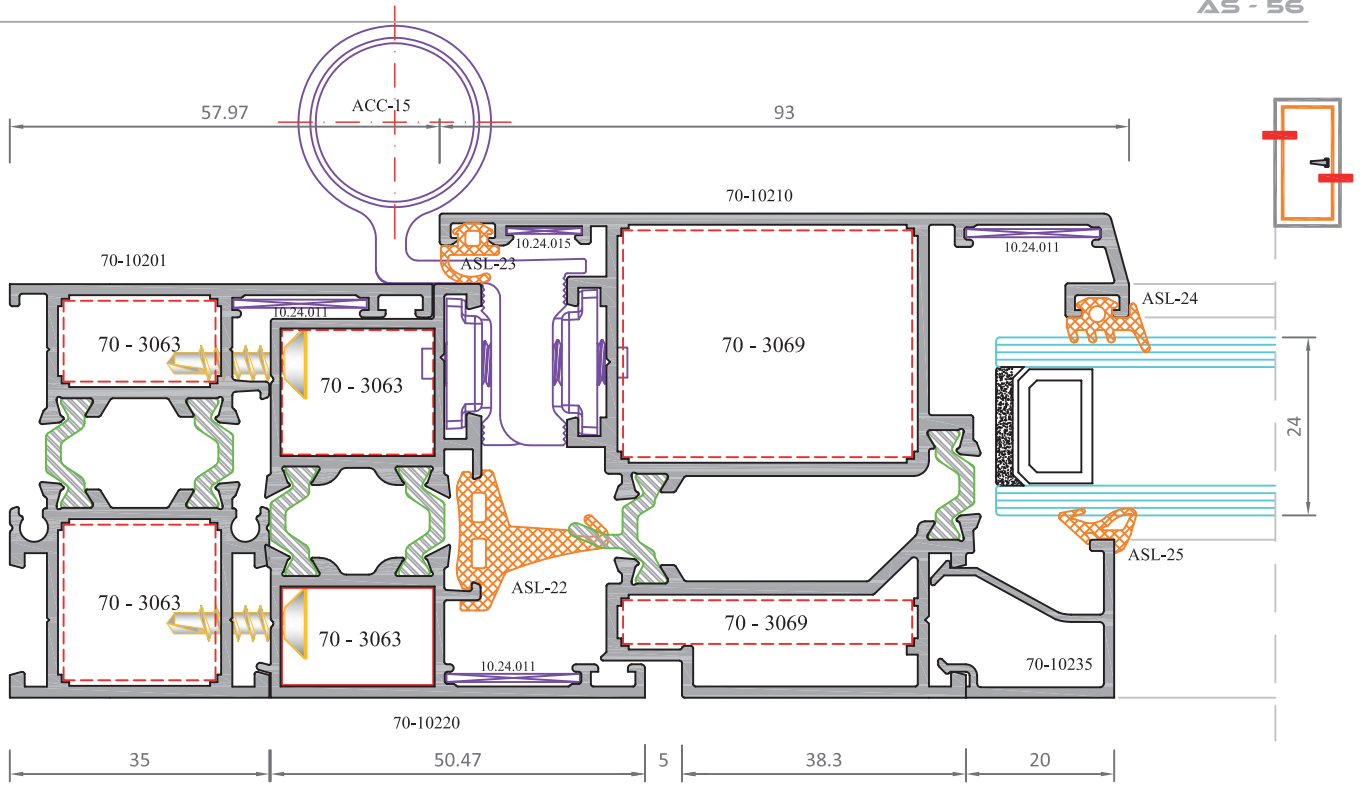


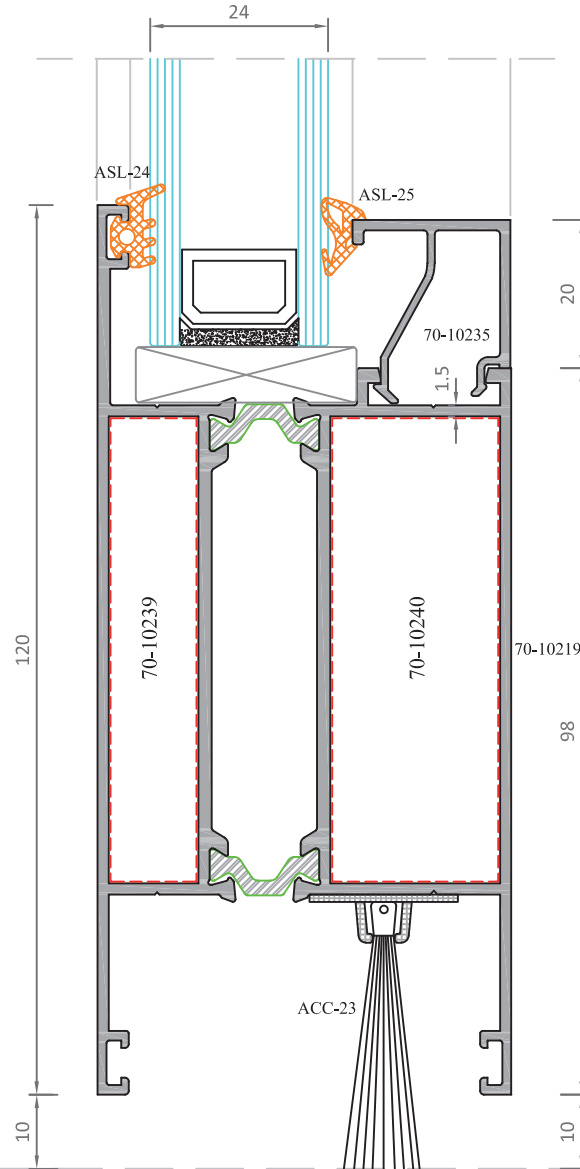


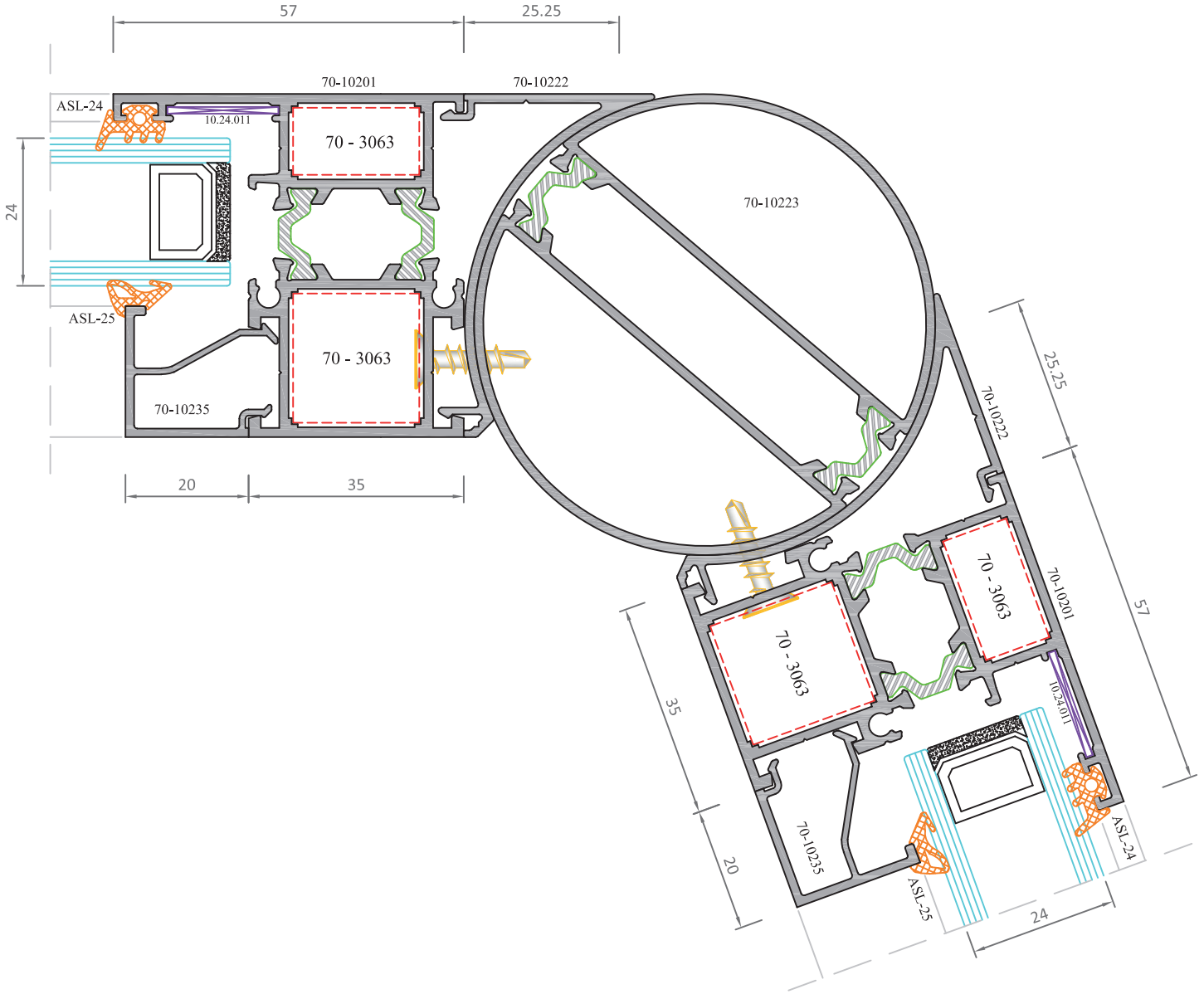
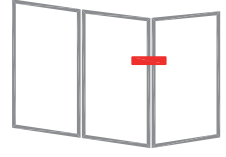










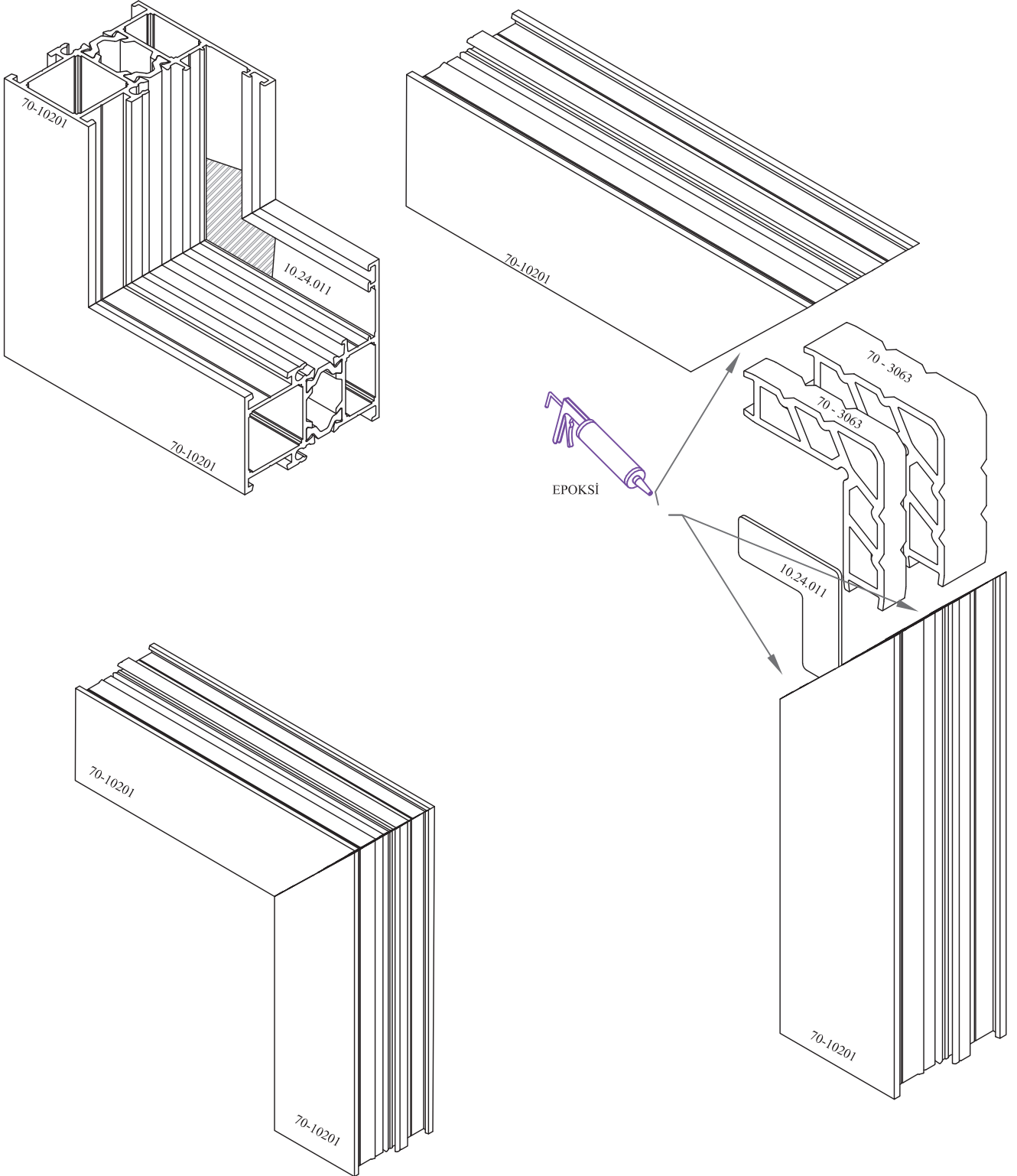




KURULUM VE ÜRETİM ŞEMALARI
INSTALLATION & PRODUCTION SCHEMES

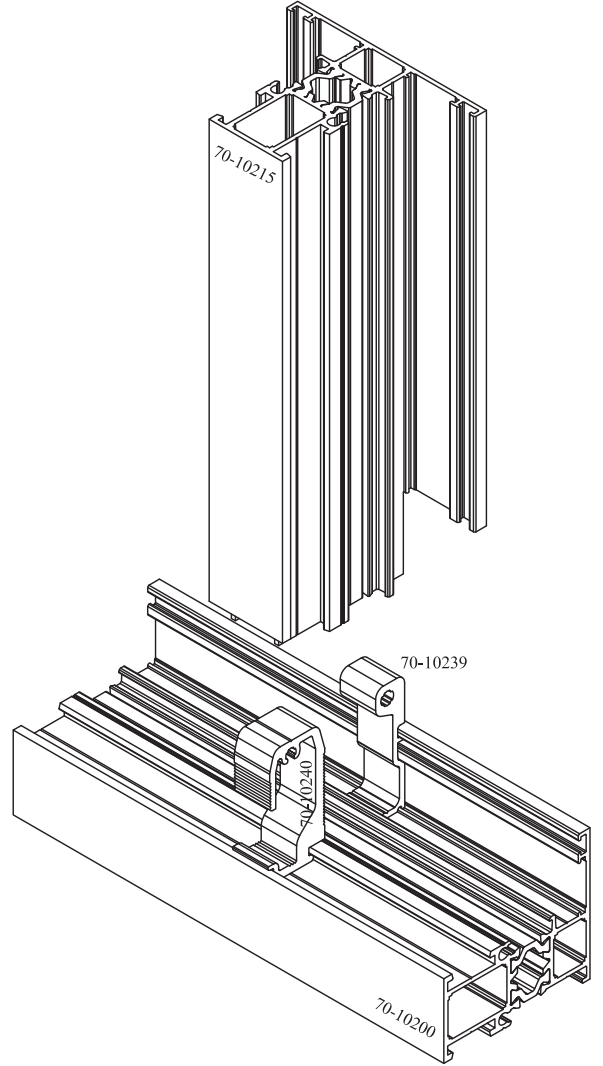
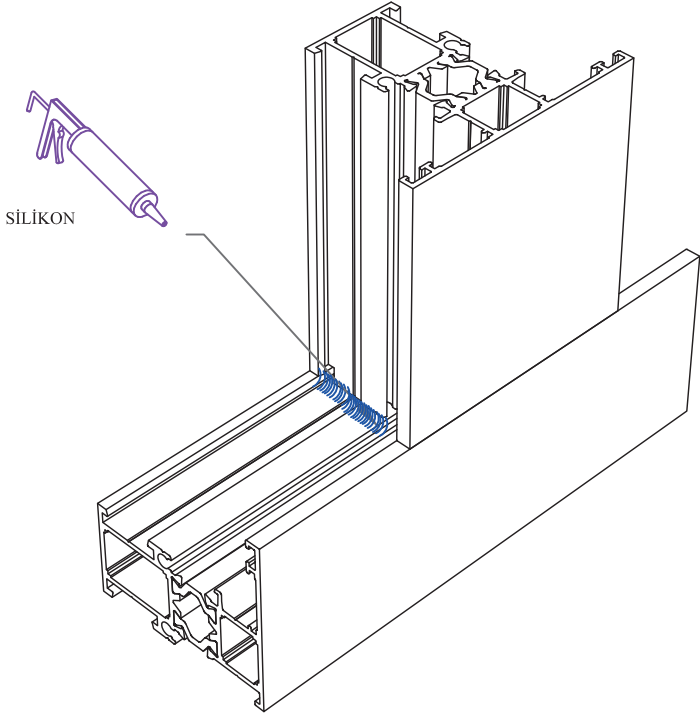
KASA MONTAJ ŞEMASI - FRAME ASSEMBLY SCHEME

AS - 56



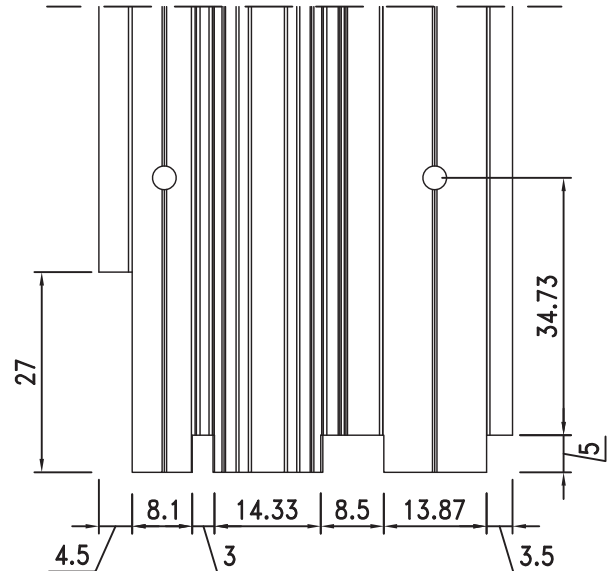
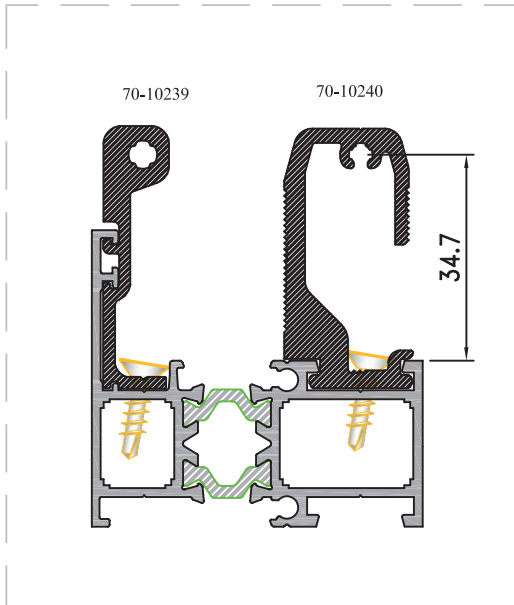
ORTAKAYIT MONTAJ ŞEMASI - MULLION ASSEMBLY SCHEME

AS - 56



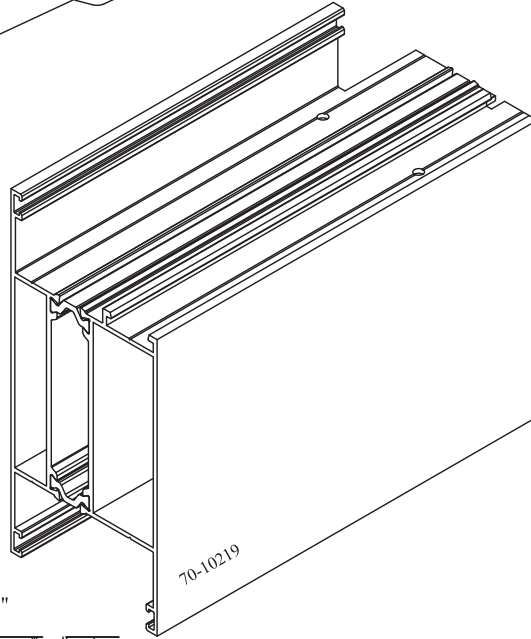
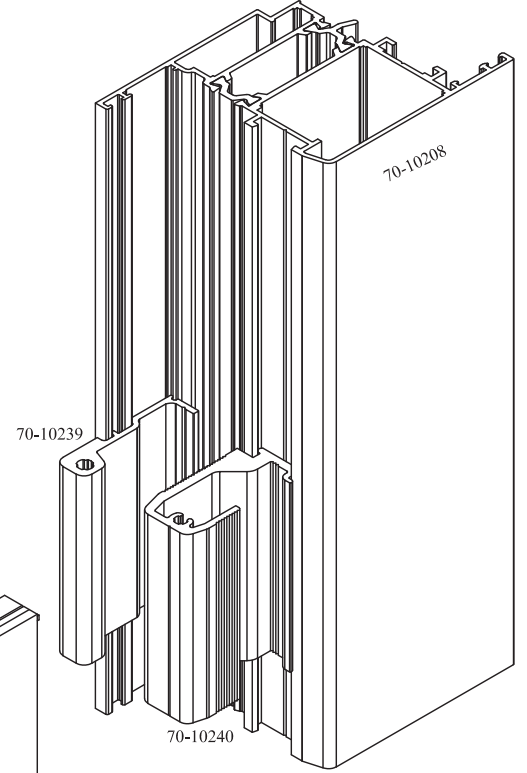
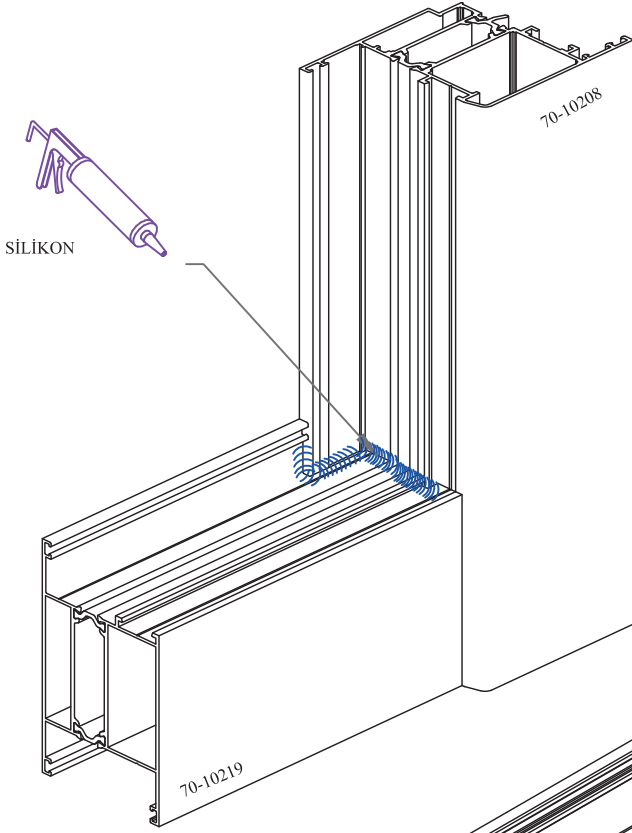
" KÖŞE BİRLEŞTİRME YAPILMADAN TAKILMASI GEREKMEKTEDİR."

" KERTME İMALAT ÖLÇÜLERİ "



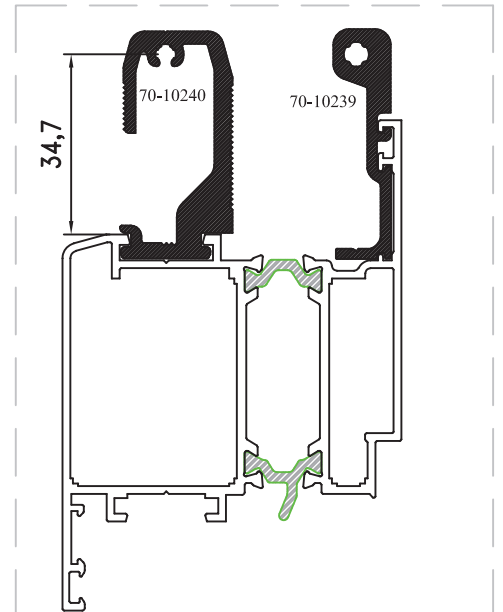
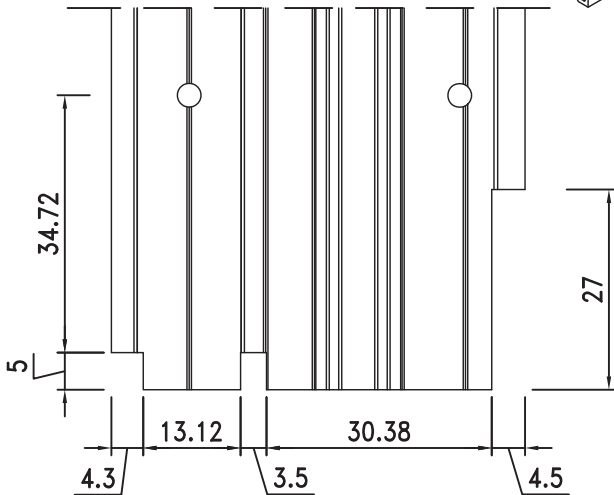
ETEK PROFİLİ MONTAJ ŞEMASI - KICK PROFILE ASSEMBLY SCHEME

AS - 56



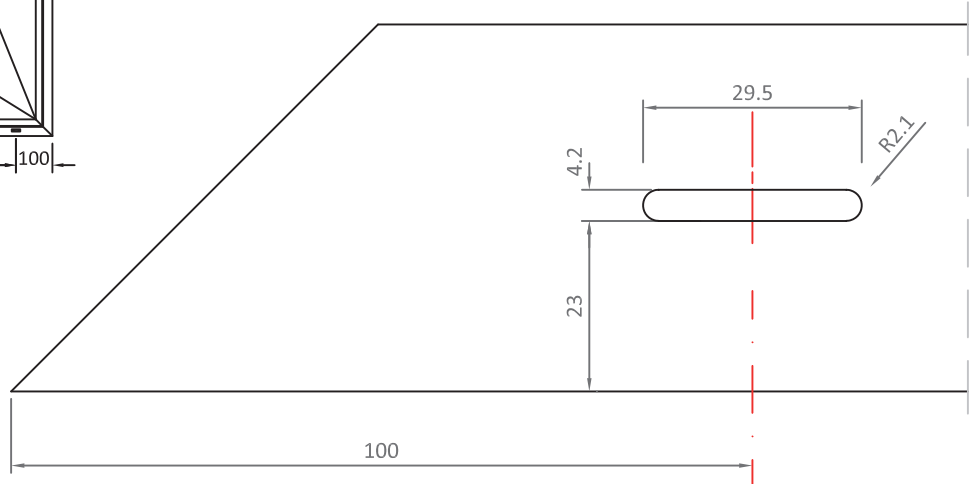
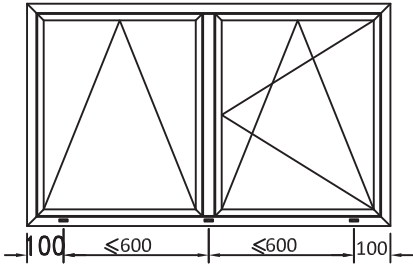
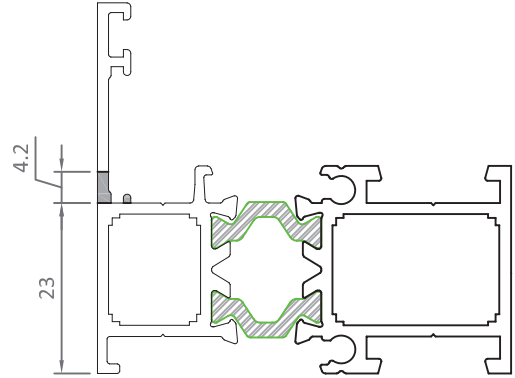
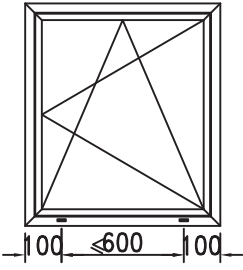
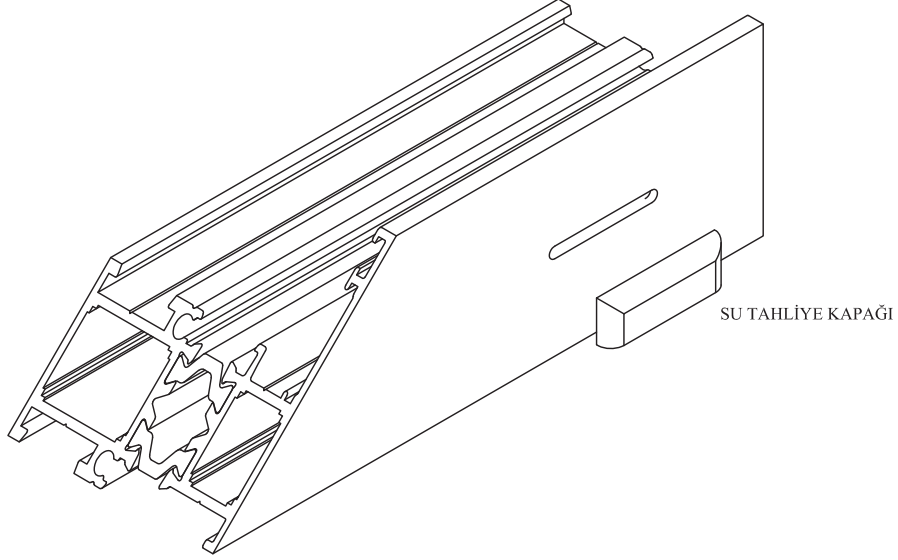
" KÖŞE BİRLEŞTİRME YAPILMADAN "
" TAKILMASI GEREKMEKTEDİR. "

" KERTME İMALAT ÖLÇÜLERİ "



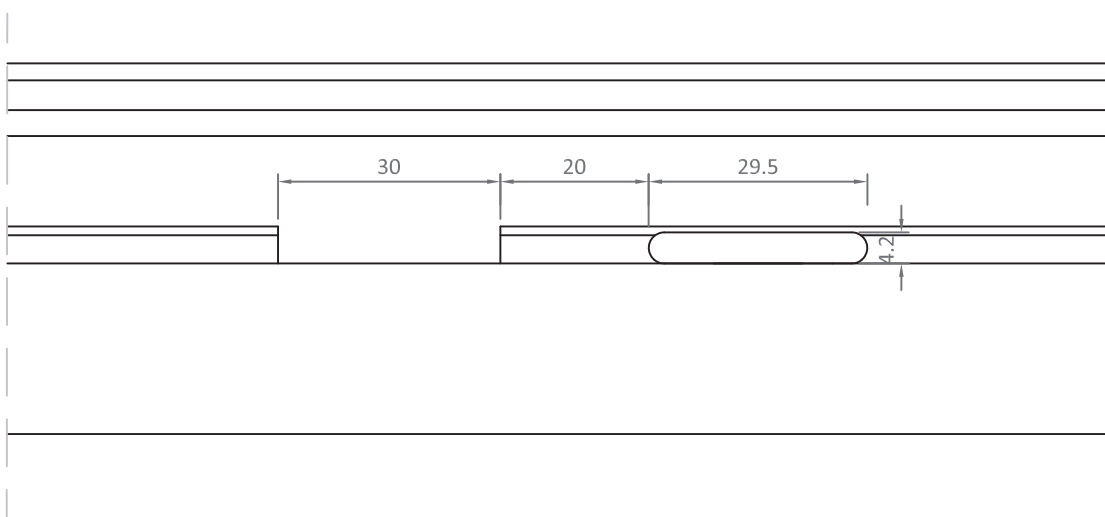
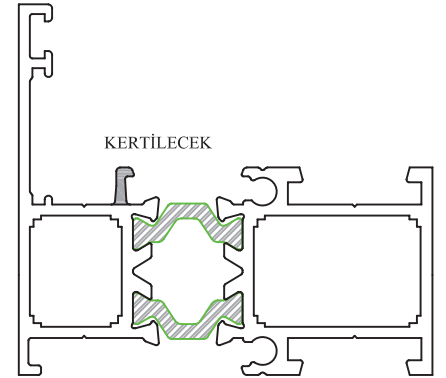
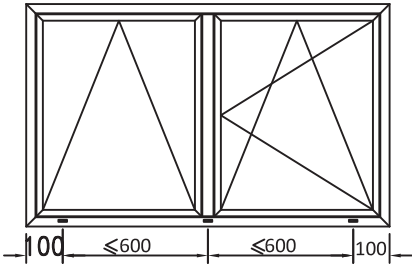
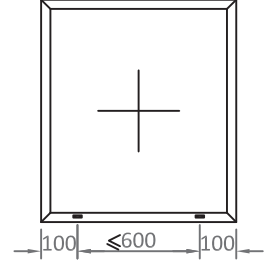
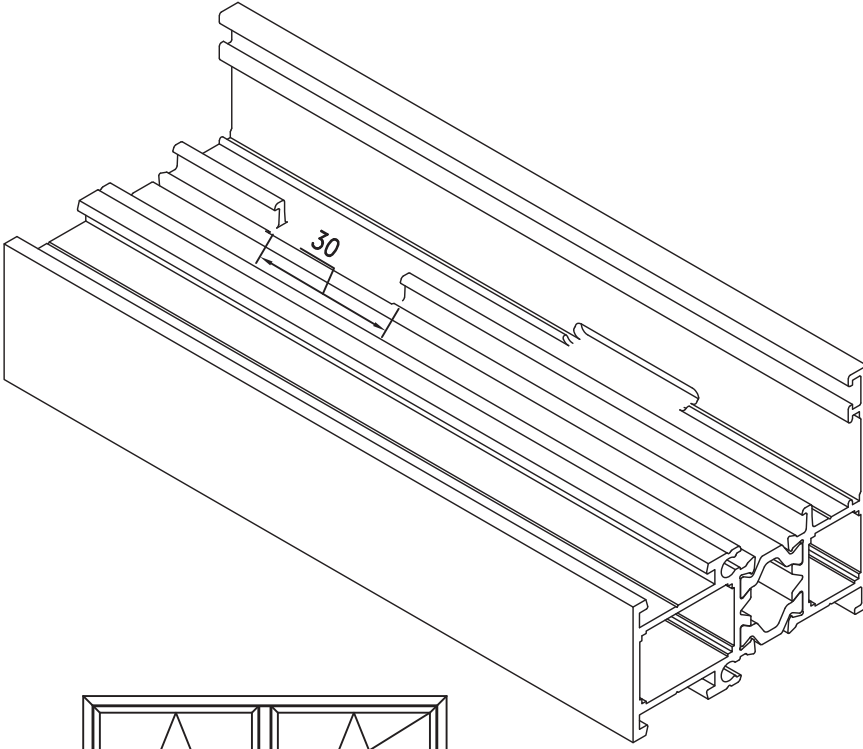
SU TAHLİYE MONTAJ ŞEMASI - WATER EMPTYING ASSEMBLY SCHEME

AS - 56



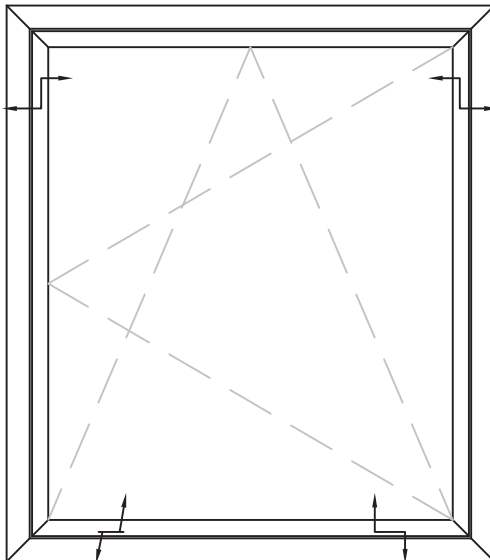
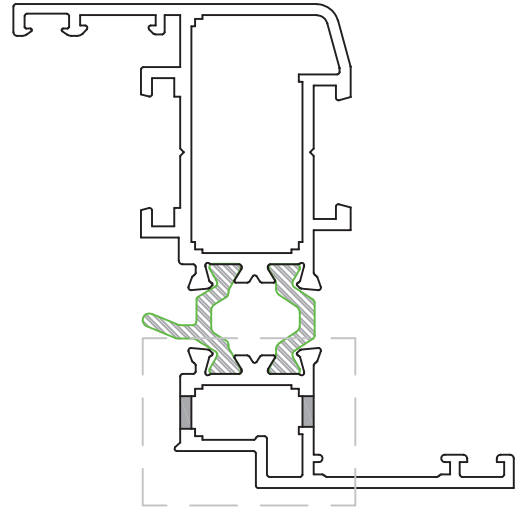
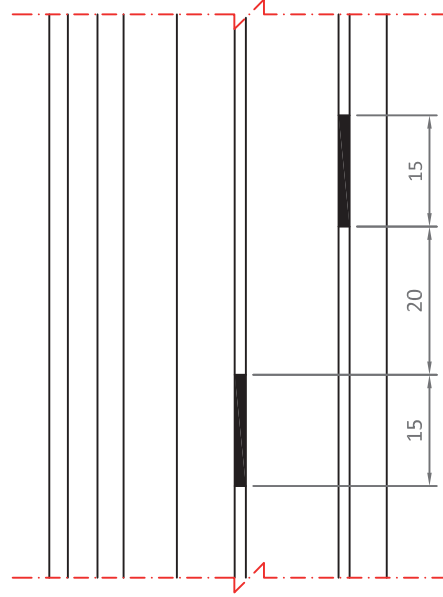
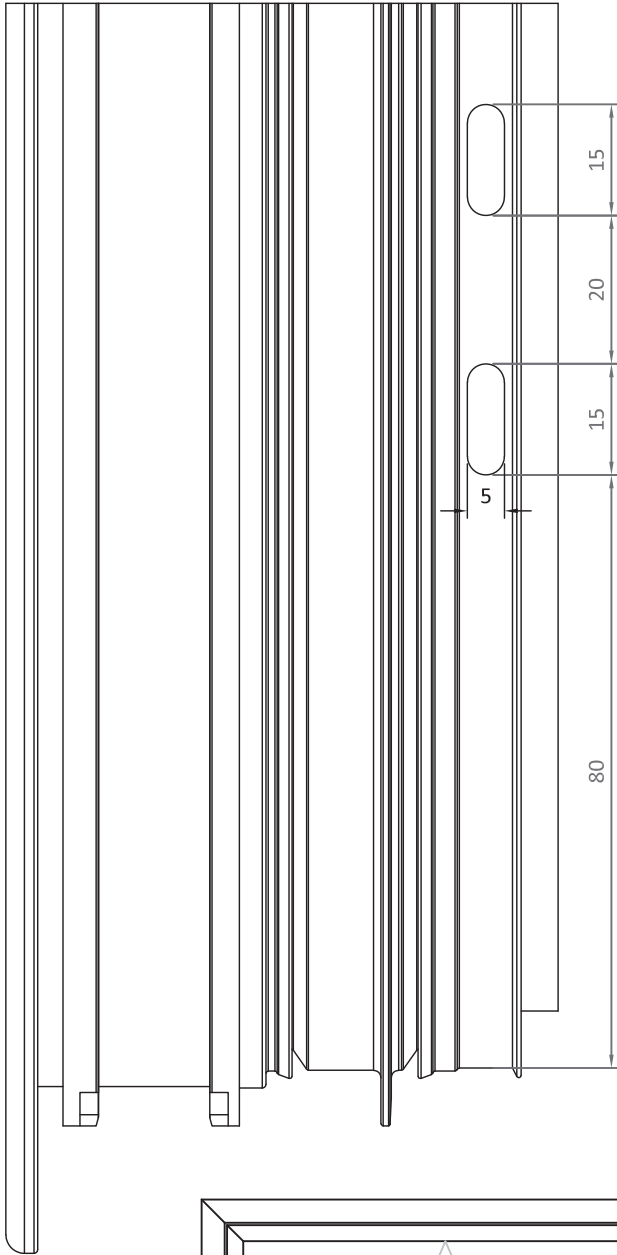
SU TAHLİYE MONTAJ ŞEMASI - WATER EMPTYING ASSEMBLY SCHEME

AS - 56

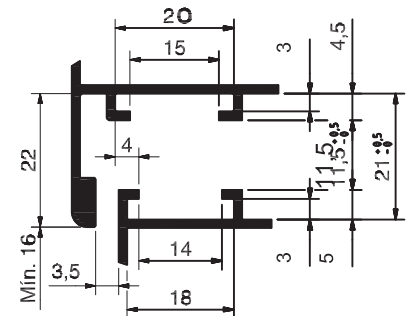


KANAT SU TAHLİYE MONTAJ ŞEMASI - SAHS WATER EMPTYING ASSEMBLY SCHEME

AS - 56

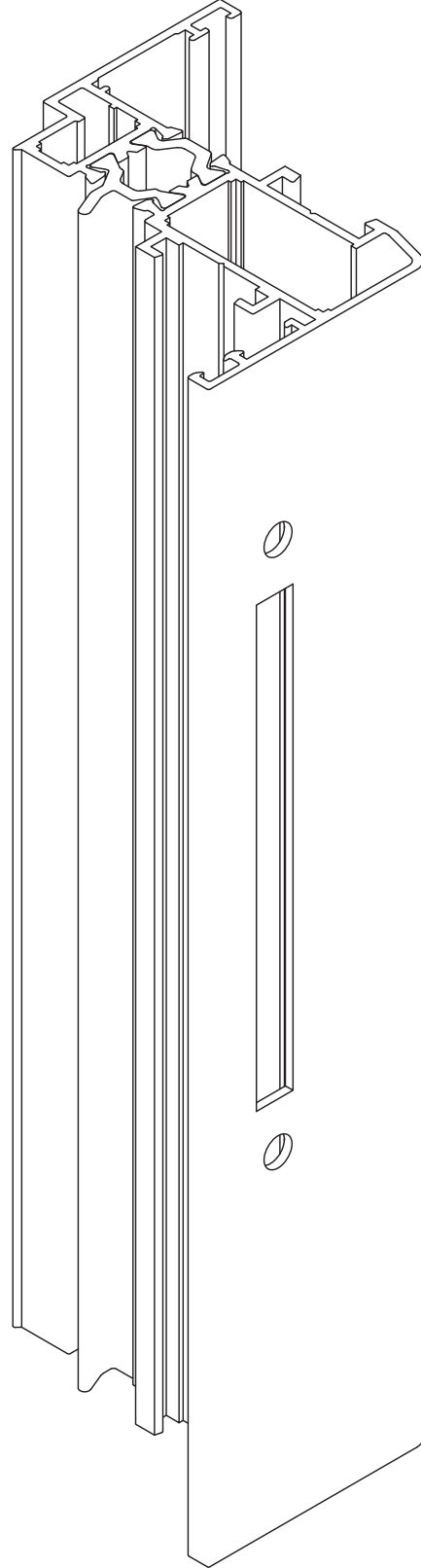
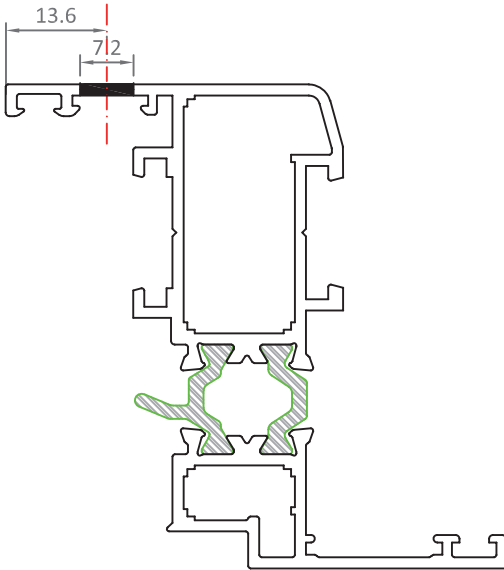
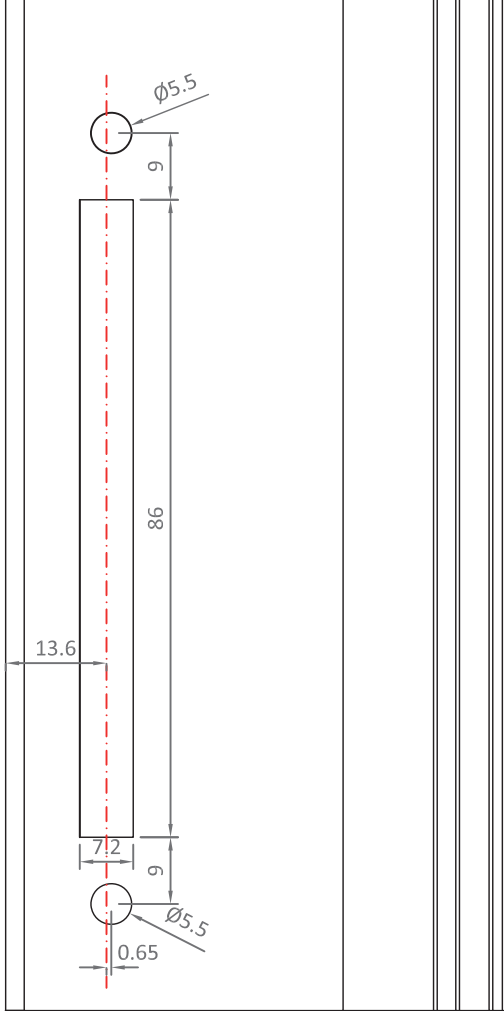


EUROGROOVE PROFILE



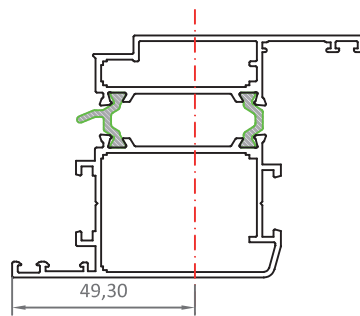
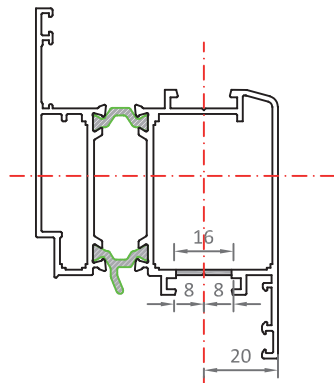
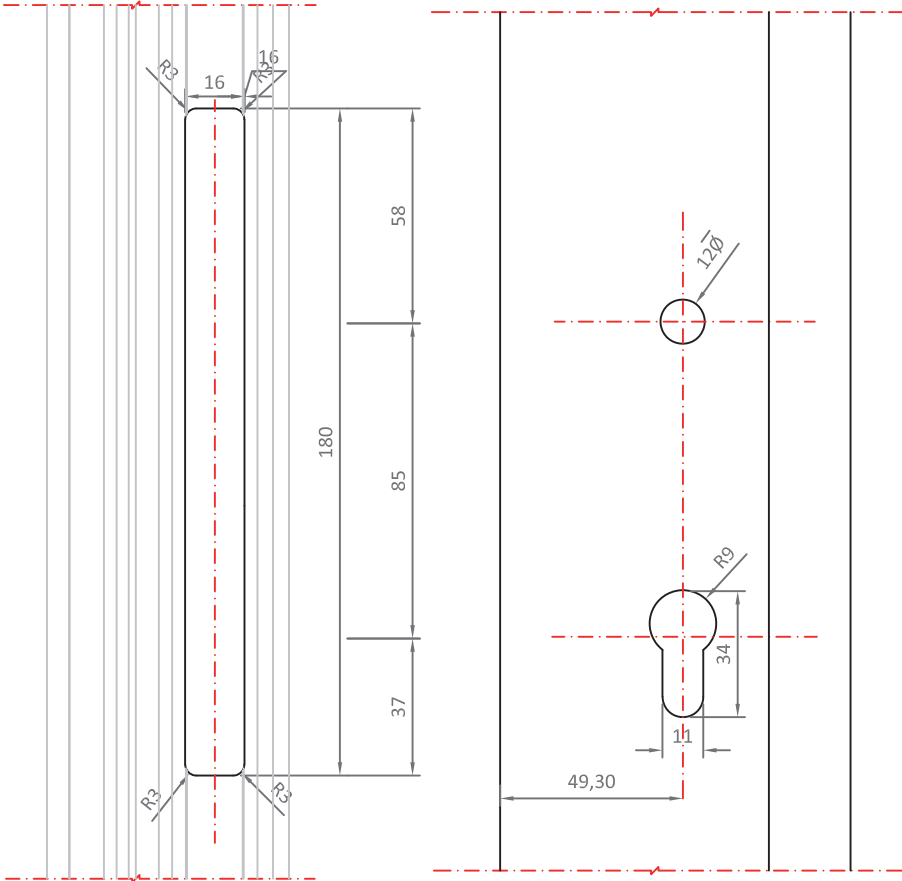
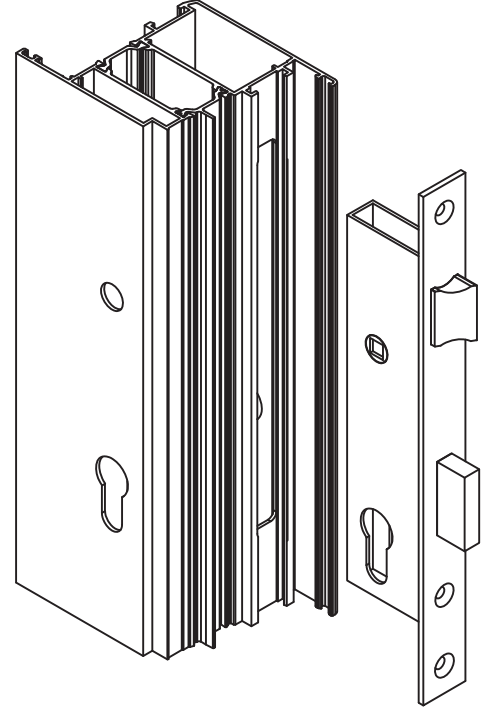
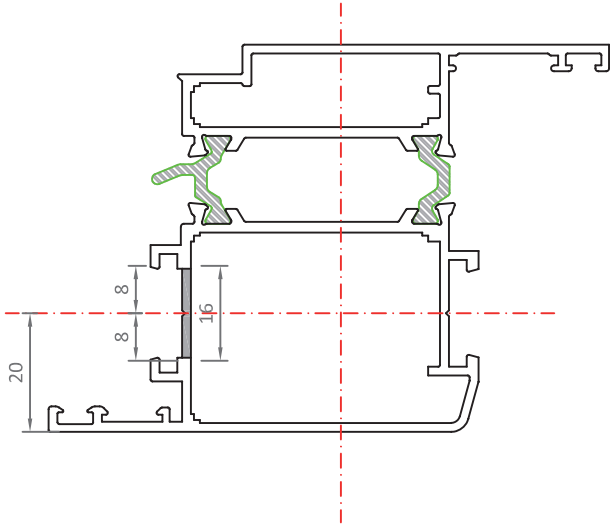
KANAT KOL MONTAJ ŞEMASI - SAHS HANDLE ASSEMBLY SCHEME

AS - 56

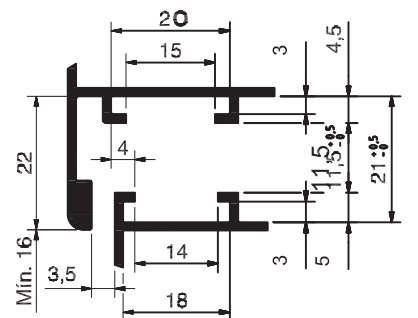


KANAT KİLİT MONTAJ ŞEMASI - SAHS LOCK ASSEMBLY SCHEME

AS - 56

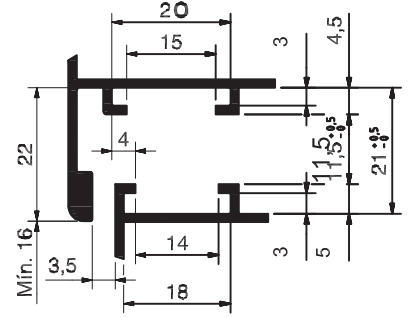
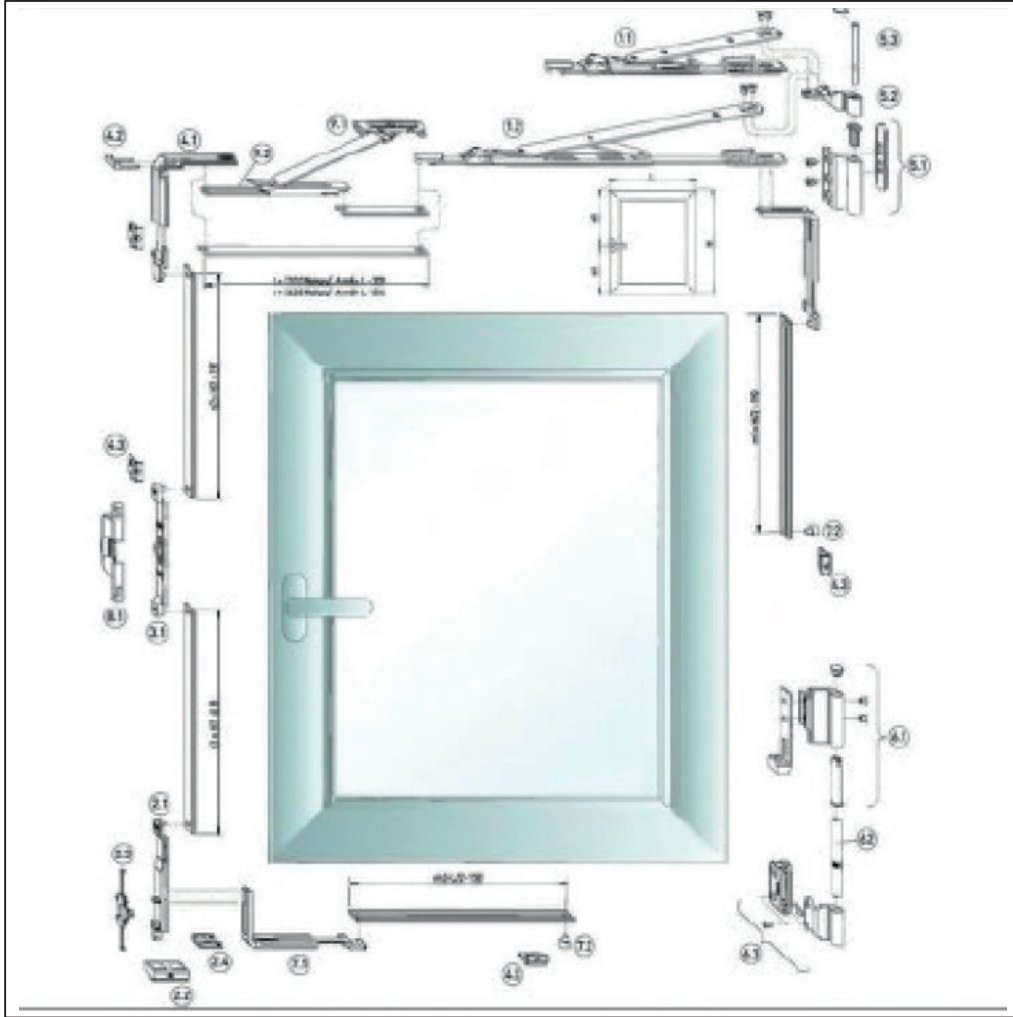


EUROGROOVE PROFILE



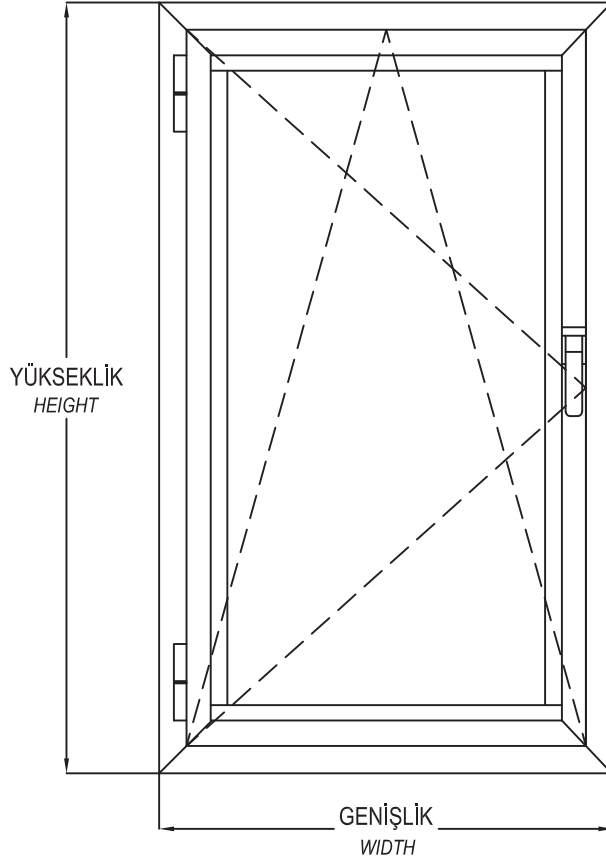
EURO KANALLI ÇİFT AÇILIM AKSESUARI
 EURO TILT&TURN OPENING ACCESSORIES

EUROGROOVE PROFILE



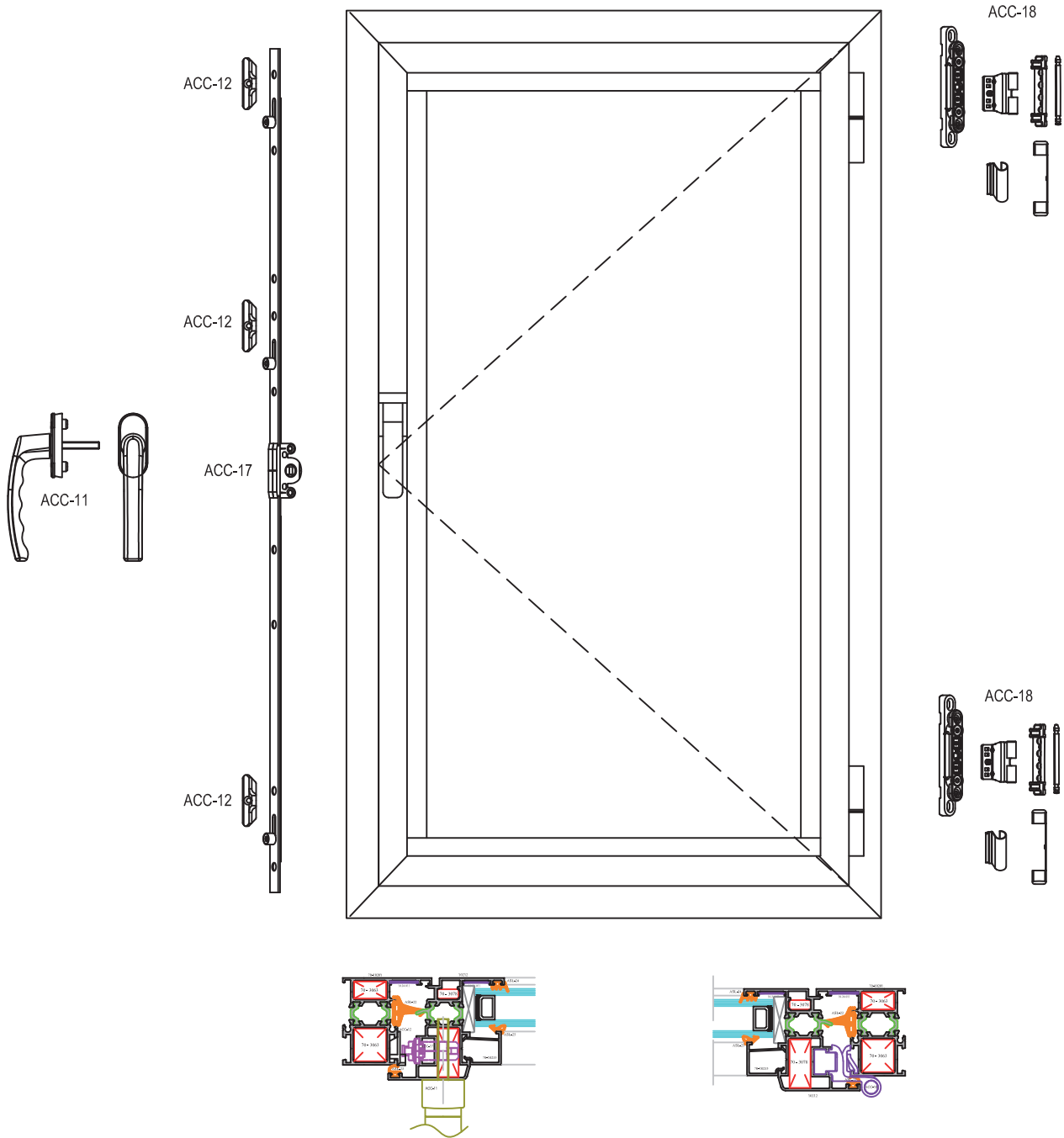
| EURO KANALIÇİFT AÇILIM AKSESUARI EURO CHANNEL TILT&TURN OPENING ACCESSORIES | | | | | |
|--------------------------------------------------------------------------------|--------------------|--------------------|--------------------|--------------------|--------------------|
| YÜKSEKLİK - HEIGHT | GENİŞLİK - WIDTH | | | | |
| | | 400-600 mm | 600-850 mm | 850-1100 mm | 1100-1350 mm |
| | 450-700 mm | ACC - EUR-Ç.A - 01 | ACC - EUR-Ç.A - 02 | ACC - EUR-Ç.A - 03 | ACC - EUR-Ç.A - 04 |
| | 700-1200 mm | ACC - EUR-Ç.A - 05 | ACC - EUR-Ç.A - 06 | ACC - EUR-Ç.A - 07 | ACC - EUR-Ç.A - 08 |
| | 1200-1400 mm | ACC - EUR-Ç.A - 09 | ACC - EUR-Ç.A - 10 | ACC - EUR-Ç.A - 11 | ACC - EUR-Ç.A - 12 |
| | 1400-1700 mm | ACC - EUR-Ç.A - 13 | ACC - EUR-Ç.A - 14 | ACC - EUR-Ç.A - 15 | ACC - EUR-Ç.A - 16 |
| 1700-2400 mm | ACC - EUR-Ç.A - 17 | ACC - EUR-Ç.A - 18 | ACC - EUR-Ç.A - 19 | ACC - EUR-Ç.A - 20 | |

(PVC KANALLI) ÇİFT EKSEN AÇILIM AKSESUARI
 (PVC CHANNEL) TILT&TURN OPENING ACCESSORIES

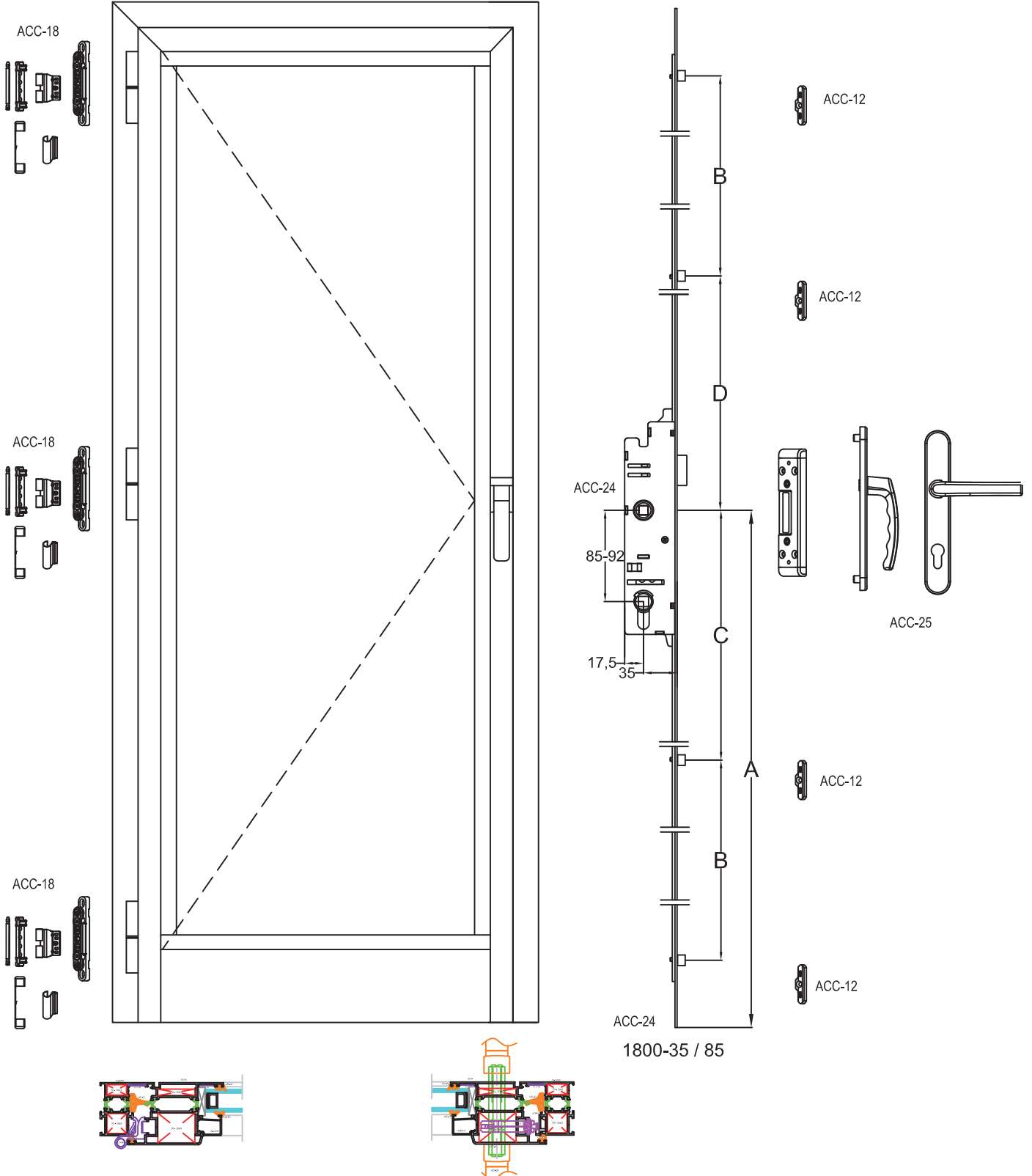


| (PVC KANALLI) ÇİFT AÇILIM AKSESUARI (PVC CHANNEL) TILT&TURN OPENING ACCESSORIES | | | | |
|------------------------------------------------------------------------------------|--------------------|--------------------|--------------------|--------------------|
| YÜKSEKLİK - HEIGHT | GENİŞLİK - WIDTH | | | |
| | 400-600 mm | 600-850 mm | 850-1100 mm | 1100-1350 mm |
| 450-700 mm | ACC - PVC-Ç.A - 01 | ACC - PVC-Ç.A - 02 | ACC - PVC-Ç.A - 03 | ACC - PVC-Ç.A - 04 |
| 700-1200 mm | ACC - PVC-Ç.A - 05 | ACC - PVC-Ç.A - 06 | ACC - PVC-Ç.A - 07 | ACC - PVC-Ç.A - 08 |
| 1200-1400 mm | ACC - PVC-Ç.A - 09 | ACC - PVC-Ç.A - 10 | ACC - PVC-Ç.A - 11 | ACC - PVC-Ç.A - 12 |
| 1400-1700 mm | ACC - PVC-Ç.A - 13 | ACC - PVC-Ç.A - 14 | ACC - PVC-Ç.A - 15 | ACC - PVC-Ç.A - 16 |
| 1700-2400 mm | ACC - PVC-Ç.A - 17 | ACC - PVC-Ç.A - 18 | ACC - PVC-Ç.A - 19 | ACC - PVC-Ç.A - 20 |

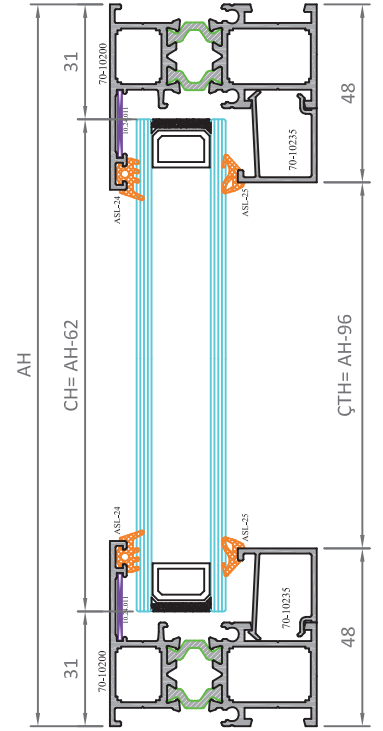
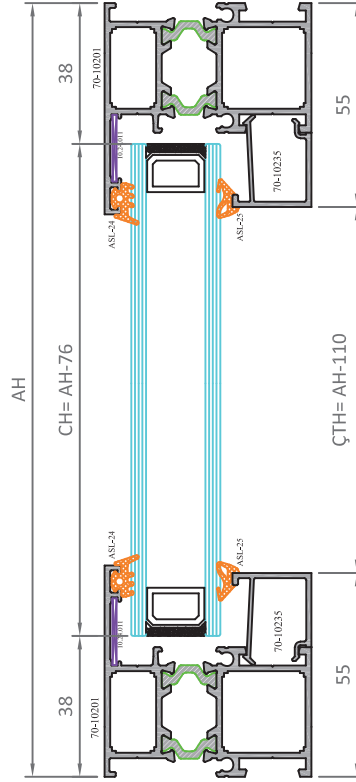
(PVC KANALLI) TEK EKSEN AÇILIM AKSESUARLARI
(PVC CHANNEL) SINGLE OPENING ACCESSORIES



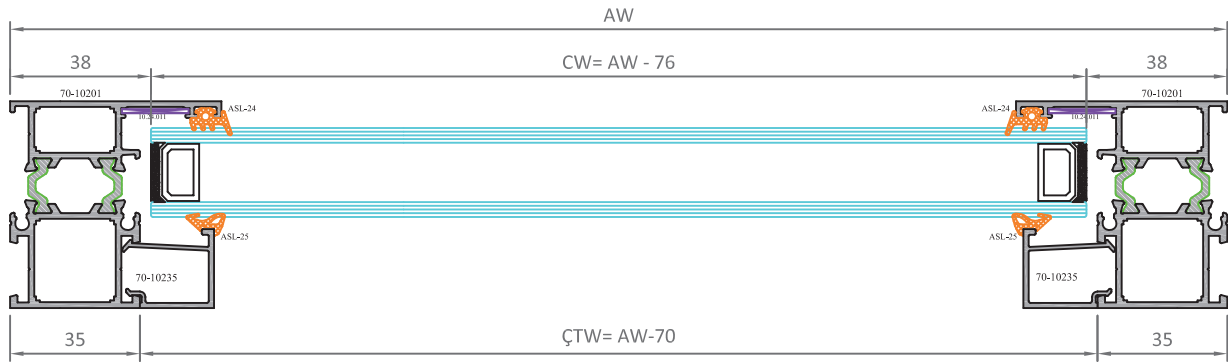
(PVC KANALLI) TEK KANAT AÇILIM KAPI AKSESUARLARI
(PVC CHANNEL) INNER / OUTER OPENING DOOR ACCESSORIES



İMALAT ŞEMASI - PRODUCTION SCHEME

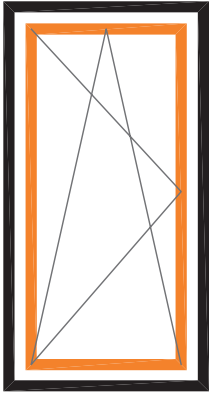


AW = KASA GENİŞLİK-FRAME WIDTH
 AH = KASA YÜKSEKLİK-FRAME HEIGHT
 CW = CAM GENİŞLİK-GLASS WIDTH
 CH = CAM YÜKSEKLİK-GLAS HEIGHT
 ÇTW = ÇITA GENİŞLİK-GLAZING BEAD WIDTH
 ÇTH = ÇITA YÜKSEKLİK-GLAZING BEAD HEIGHT

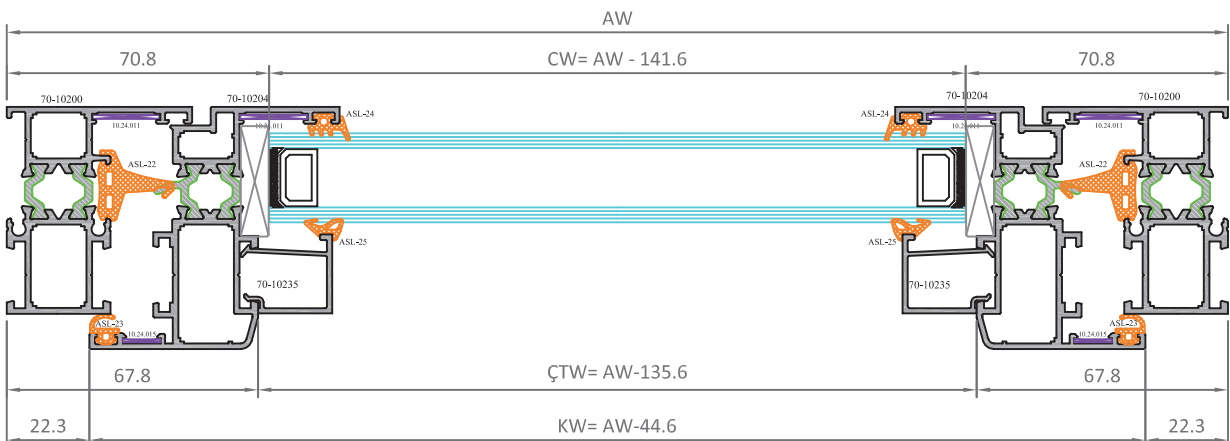
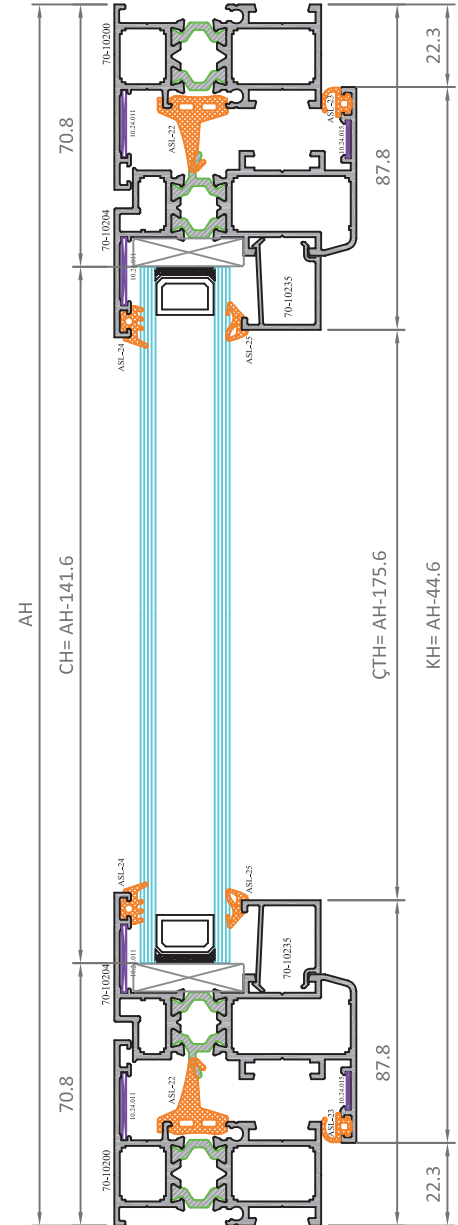


NOT: Profil ağırlıkları teoriktir, üretim sonrası ağırlıklar geçerlidir.

İMALAT ŞEMASI - PRODUCTION SCHEME

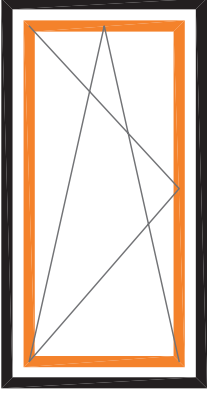


AW = KASA GENİŞLİK-FRAME WIDTH
 AH = KASA YÜKSEKLİK-FRAME HEIGHT
 KW = KANAT GENİŞLİK-SASH WIDTH
 KH = KANAT YÜKSEKLİK-SASH HEIGHT
 CW = CAM GENİŞLİK-GLASS WIDTH
 CH = CAM YÜKSEKLİK-GLAS HEIGHT
 ÇTW = ÇITA GENİŞLİK-GLAZING BEAD WIDTH
 ÇTH = ÇITA YÜKSEKLİK-GLAZING BEAD HEIGHT

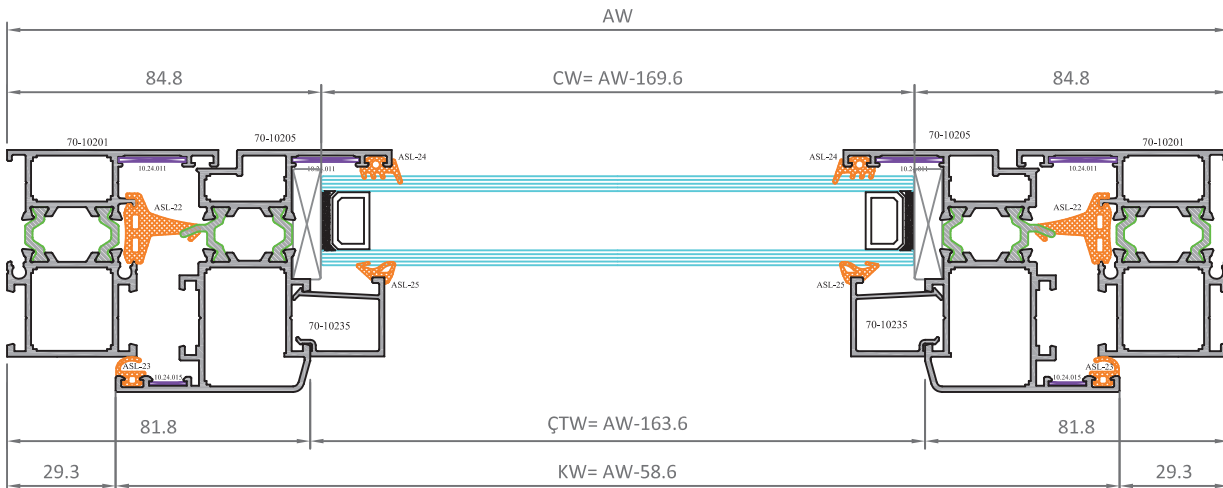
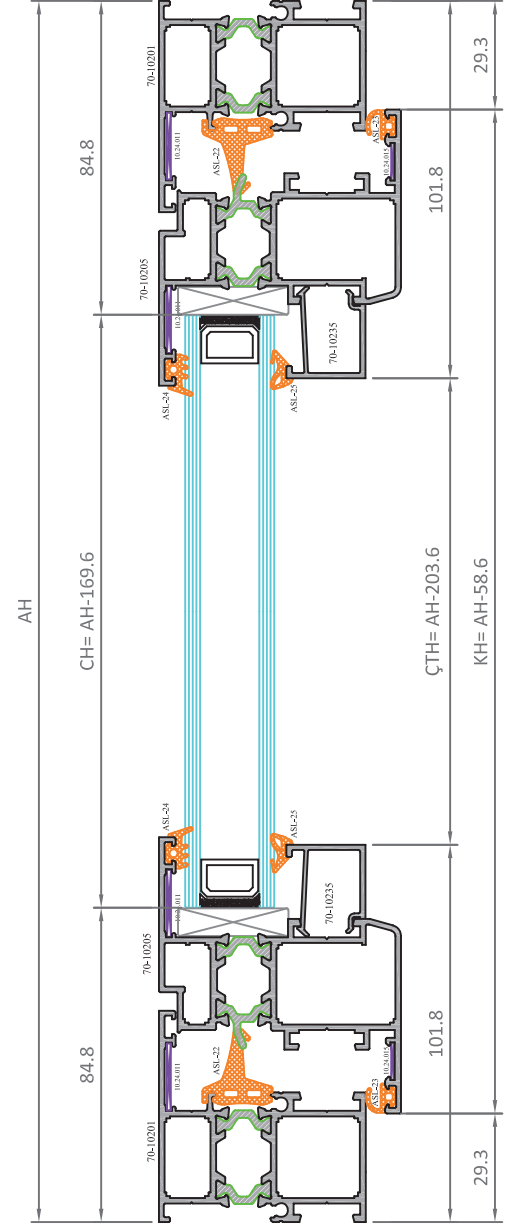


NOT: Profil ağırlıkları teoriktir, üretim sonrası ağırlıklar geçerlidir.

İMALAT ŞEMASI - PRODUCTION SCHEME



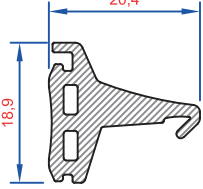




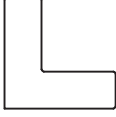
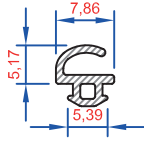

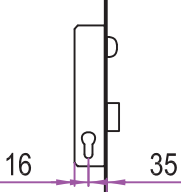

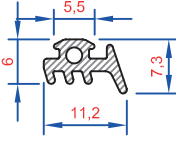
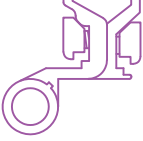
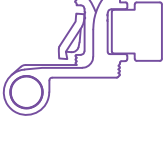
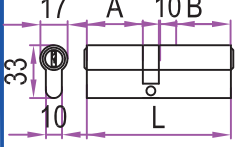
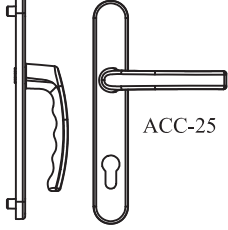
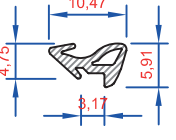
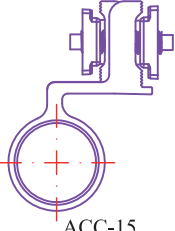

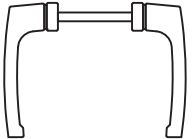
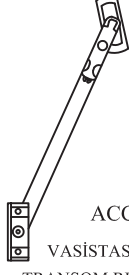

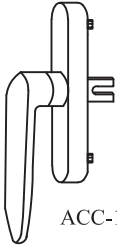
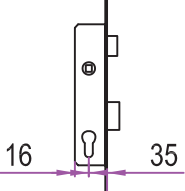
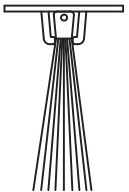
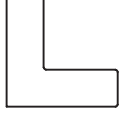
AW = KASA GENİŞLİK-FRAME WIDTH
 AH = KASA YÜKSEKLİK-FRAME HEIGHT
 KW = KANAT GENİŞLİK-SASH WIDTH
 KH = KANAT YÜKSEKLİK-SAHS HEIGHT
 CW = CAM GENİŞLİK-GLASS WIDTH
 CH = CAM YÜKSEKLİK-GLAS HEIGHT
 ÇTW = ÇITA GENİŞLİK-GLAZING BEAD WIDTH
 ÇTH = ÇITA YÜKSEKLİK-GLAZING BEAD HEIGHT



NOT: Profil ağırlıkları teoriktir, üretim sonrası ağırlıklar geçerlidir.



AKSESUARLAR
ACCESSORIES

| | | | | | |
|----------------------------------------------------------------------------------------------------------------------------------|---------------------------------------------------------------------------------------------------------------------------------------------------|--------------------------------------------------------------------------------------------------------------------------------------------------------------------|----------------------------------------------------------------------------------------------------------------------------------------------------------------|-------------------------------------------------------------------------------------------------------------------------------------------------------------------------|--------------------------------------------------------------------------------------------------------------------------------------------|
|  <p>ASL-22 EPDM FİTİL EPDM GASKET</p> |  <p>ACC-12 PİM KARŞILIĞI ROD PROFILE STRIKES</p> |  <p>ACC-17 İSPANYOLET MEKANİZMASI MULTI POINT LOCKING</p> |  <p>ACC-19-M MAKARALI KİLİT KARŞILIĞI ROLLER LOCK STRIKES</p> |  <p>ACC-24 KAPI İSPANYOLET MEKANİZMASI DOOR MULTI POINT LOCKING</p> |  <p>10.24.015 KÖŞE GÖNYESİ CORNER ALIGNMENT</p> |
|  <p>ASL-23 EPDM FİTİL EPDM GASKET</p> |  <p>ACC-13 TİJ PİMİ ROD PROFILE LOCKING</p> | <p>ÖLÇÜLER 400-600/15 600-800/15 800-1000/15 1000-1200/15 1200-1400/15 1400-1600/15 1600-1800/15 1800-2000/15 2000-2600/15</p> |  <p>ACC-20-M MAKARALI KİLİT MOURTISE LOCK WITH ROLLER</p> |  <p>ÖLÇÜLER 1600/1800-35/85 1800/2000-35/85 2000/2600/35/85</p> | |
|  <p>ASL-24 EPDM FİTİL EPDM GASKET</p> |  <p>ACC-14 SİSTEM MENTEŞE SYSTEM HINGE</p> |  <p>ACC-18 PVC KANALLI MENTEŞE PVC CHANNEL HINGE</p> |  <p>ACC-21 BAREL CYLINDER</p> |  <p>ACC-25 85/35 - KAPI KOLU 85/35 - DOOR HANDLE</p> | |
|  <p>ASL-25 EPDM FİTİL EPDM GASKET</p> |  <p>ACC-15 SİSTEM KAPI MENTEŞESİ SYSTEM DOOR HINGE</p> |  <p>ACC-19 DİLLİ KİLİT KARŞILIĞI LOCK STRIKES</p> |  <p>ACC-22 KAPI KOLU DOOR HANDLE</p> |  <p>ACC-26 VASİSTAS MAKASI TRANSOM RESTRICTER</p> | |
|  <p>ACC-11 PVC KOL PVC HANDLE</p> |  <p>ACC-16 EKSENEL KOL WINDOW HANDLE</p> |  <p>ACC-20 DİLLİ KİLİT MOURTISE LOCK WITH CYLINDER</p> |  <p>ACC-23 KAPI ALTI FIRÇA DOOR SILL BRUSH</p> |  <p>10.24.011 KÖŞE GÖNYESİ CORNER ALIGNMENT</p> | |